RAGNI LIGHTING

RAGNI GROUP

Light in your image

www.ragni-lighting.com

Modern, technical & eco-designed LED luminaires

STREET **LIGHTING**

LIGHT IN YOUR IMAGE

RAGNI LIGHTING



RAGNI LIGHTING COMPANY

Founded in 1927, the Ragni Company is a long time creator of award-winning, innovative and unique lighting designs that can be found throughout the World. In 2012, Ragni brought that same spirit of high quality products and designs to North America. Partnering with Bill Provencher, formerly of Pinnacle Architectural Lighting and Cooper Lighting Corelite, they formed Ragni Lighting, LLC headquartered in Denver, Colorado. Centrally located within the United States, Ragni Lighting provides the same innovative, aesthetically pleasing luminaires that people around the world have to come to expect from a leader of international lighting designs.

In support of our customers in the North American market, Ragni Lighting prides itself on being a flexible, customizable manufacturer that creates components, assembles, and distributes made to order luminaires from our facility in Denver, Colorado. Driven to provide superior customer service and offering over 300 customizable luminaires in the Ragni line that range from traditional fixtures to modern designs. We are a fully integrated supplier for our customer's outdoor lighting needs.

At Ragni Lighting, we are a sustainable manufacturer. We continue to focus on growing green technology and protecting our environment for generations to come. From our recycling programs to our SOLAR products line in partnership with Novea Energies, Ragni Lighting is committed to improving lives in every community we touch. By following our core values and providing exceptional customer service, Ragni will continue to grow and remain a leader of architectural lighting.

RAGNI LIGHTING

OUR EXPERTISE

THE RAGNI **GROUP**

Since its creation in 1927, Ragni has always managed to surround itself with talented men and women and maximize the potential of our materials through innovations in the lighting industry. **Over 90 years later**, we continue to apply that same philosophy as an integral part of our business strategy.

PRODUCTION **CAPABILITIES**

Ragni Lighting controls every step of the manufacturing process thanks to the various skills of our internal production staff as well as our local partners. This independence provides the company's production with the highest quality, design, and competitiveness and allows us to be extremely responsive to our customers needs and customizations of our luminaires.
The production of our luminaires is completed in Denver, Colorado, where we have hand selected partners in metal fabrication, and painting to provide products made to our customer's order requirements. This capability guarantees the highest quality luminaire with the best lead-times.
From Denver, we provide street lights, park lighting, public lighting, bollards and other outdoor products with decorative accessories and pole arms (over 200 options) that integrate with any of our luminaires.

DESIGN **OFFICE**

Highly qualified, delivering high performance, the design office is one of the key contributors to the company's success. Its team members rely on a combination of skills and professionalism to carry out technical studies and respond to requests from our customers.
Its designers initiate the creative process, keeping an eye on the technical aspects. Photometry and optical specialists optimize our systems and light distribution patterns with the help of our in-house photometric laboratory, while our engineers focus on the design and mechanical development. When completed, our mechanical engineers check the physical strength of the finished components utilizing analytical software for finite element and stress analysis. Our engineering and design team are constantly monitoring technological progress, environmental requirements and standards, to improve existing products and define those of the future, responding to concerns related to eco-citizenship. Blending passion and expertise, this teamwork produces public lighting for today and tomorrow.

MARKETING, GRAPHIC DESIGN **AND COMMUNICATIONS**

Responsible for the company's image, our Marketing, Graphic Design and Communications Group provides design and information materials thanks to their expertise in 2D and 3D computer graphics, marketing and corporate communications. It organizes the company's participation in trade shows, proposes sales tools such as leaflets, catalogs, and product renderings integrated into photos or conceptual drawings. It produces designs for very striking luminaires and also selects talented external designers and studios to collaborate and propose original creations to our clients.



COMMERCIAL **UNITS**

In North America, 30 independant commercial partners working closely with our inhouse sales department, represent, promote and sell the RAGNI brand. For exports, we have given exclusive representation of our products to commercial firms in over 40 different countries.

CERTI**FICATION**

Ragni has developed as a company by conforming to our commitment producing the highest quality, stylish luminaires. Since the year 2000, we have been certified to the ISO 9001 Global Standard. As a designer and manufacturer, Ragni Lighting provides lighting certified to C-UL, EC Label and EN 40 Norms.

FROM DESIGN **TO FINISHED PRODUCT**

Thanks to the combined hard work of all these departments, RAGNI Lighting designs, manufactures, promotes and controls its entire range of products

www.ragni-lighting.com

CONTENTS

FUNCTIONAL LIGHTING RANGE - **STREET LIGHTING**

GRIFF S 8

GRIFF XL 16

TEKK 24

ATINIA SLIM 32

SPRINT 42

PULSE 50

AMBIANCE LIGHTING PRODUCT RANGE - **RESIDENTIAL**

MARGO 58

CHIC 76

CIRKO 84

MELANTHIA LED 92

FESTALED 100

ARCHITECTURAL RANGE - **DESIGN LINES**

DOMITIENNE V2 106

DOMITIENNE FLEX 114

SLIDE 122

KETCH 132

LIGHT MARKINGS PRODUCT RANGE - **BOLLARDS**

MARGO BOLLARD 142

SEKOYA 146

TALIS 154

TIGEA LED 162

GRAPHIS LED 168

MO**DULES** 174

AR**MS** 194

ACCES**SORIES** 206

SOLAR LIGHTING - **NOVEA** 210

IN**DEX** 214

www.ragni-lighting.com

LUMINAIRES

FUNCTIONAL LIGHTING RANGE
STREET LIGHTING

ARCHITECTURAL RANGE
DESIGN LINES

AMBIANCE LIGHTING PRODUCT RANGE
RESIDENTIAL

LIGHT MARKINGS PRODUCT RANGE
BOLLARDS

GRIFFS

FUNCTIONAL LIGHTING RANGE - **STREET LIGHTING**

c UL us LISTED

TECHNICAL **CHARACTERISTICS**

	Side mounted on bracket	Wall and against a pole mounting	1 light	2 lights
Weight (lbs) *Without control gear*	17.6	15.4	17.6	30.1
EPA (ft²)	0.54	0.65	0.75	1.18
Protection index	IP66			
Shock resistance	IK 08			
Materials:				
Luminaire	Injected cast aluminium			
Side mounted version's connector	Cast aluminium			
Protection	Tempered glass			

ELECTRICAL **CHARACTERISTICS**

- **Power current up to 1050 mA**
- **Electrical class: I & II**
- **Nominal voltage: 110V to 277V and 347V to 480V**
- **Optional surge protector or over/under voltage protection systems (integration at the base of the pole)**
- **Driver integrated into the luminaire**
- **Optional lighting management systems**

LIGHTING **DISTRIBUTIONS**

Type II
Type III
Type IV
Type V

All information is subject to change without notice

GRIFFS

RAN**GE**

Side mounted on bracket

Wall-mounted/against a pole

Top mounted 1 light

Top mounted 2 lights

DIMENSIONS **(In)**

Griff S Side mounted

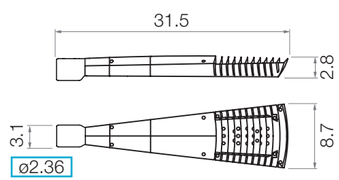

Griff S wall and against a pole mounting

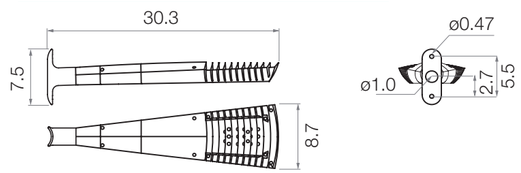

Griff S 1 light

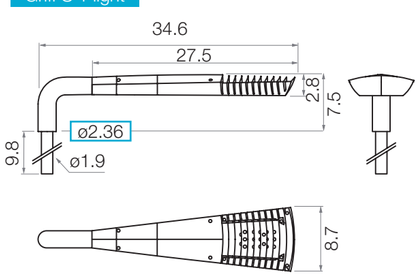

Griff S 2 lights

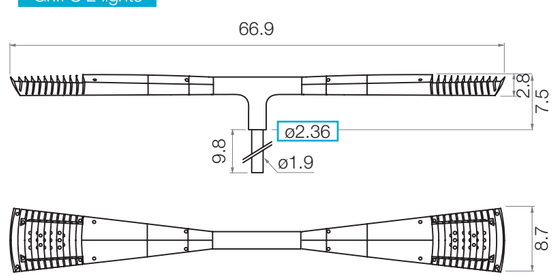

FF **PCB**

The LED PCB fitted in the Griff S luminaire ensures powerful and precise lighting. Its modularity allows adapting its specifications to offer numerous photometric possibilities.

- LED manufacturer: CREE
- LED's life cycle:
  up to 100 000 hours.
  i.e.: 60 000 hours at 90% @ 350 mA
- Color temperature: 3000K (4000K on request)
- CRI above 70

POWER AND **LUMINOUS INTENSITIES** - *LUMINAIRE OUTPUT DATA*

3000 K		350 mA			500 mA			700 mA			1050 mA		
Number of LED	PCB	P_t (W)	Φ (lm)	(lm/W)	P_t (W)	Φ (lm)	(lm/W)	P_t (W)	Φ (lm)	(lm/W)	P_t (W)	Φ (lm)	(lm/W)
8	2x4	10	994	99	14	1434	102	20	1818	91	29	2448	84
16	2x4	21.4	1988	93	28.2	2867	102	36	3636	101	54.6	4895	90
	2x8	21.4	1988	93	28.2	2867	102	36	3636	101	54.6	4895	90
32	2x8	34.4	3976	116	48.8	5734	118	68.9	7271	106	/	/	/

4000 K		350 mA			500 mA			700 mA			1050 mA		
Number of LED	PCB	P_t (W)	Φ (lm)	(lm/W)	P_t (W)	Φ (lm)	(lm/W)	P_t (W)	Φ (lm)	(lm/W)	P_t (W)	Φ (lm)	(lm/W)
8	2x4	10	1074	107	14	1549	111	20	1966	98	29	2651	91
16	2x4	21.4	2147	100	28.2	3097	110	36	3932	109	54.6	5301	97
	2x8	21.4	2147	100	28.2	3097	110	36	3932	109	54.6	5301	97
32	2x8	34.4	4294	125	48.8	6193	127	68.9	7863	114	/	/	/

Pt (W) = Total power consumption including driver consumption • Φ Nominal flux (lm) • Luminous efficiency (lm/W)

ORDERING **INFORMATION**

Model	Module	# LED	Drive Current	CCT	Distribution	Line Voltage	Mounting	Color
GRFS								
	8 - (FF 2X4)	8+	35 - (350 mA)	3 - (3000K)	T2	120 V	TP - (Top Mounted)	BLK - (Black)
	16 - (FF 2X8)	16	50 - (500 mA)	4 - (4000K)	T3	220 V	WL - (Wall Mount)	BRZ - (Bronze)
		32++	70 - (700 mA)		T4++	227 V	LT - (Lateral)	SLV - (Silver)
			105 - (1050 mA)*		T5	UNV		WHT - (White)
								(RAL #)

+Available in FF 2x4 Only • ++Available in FF 2x8 Only • *Not available in 32 LED fixtures

www.ragni-lighting.com



GRIFFS

HEAT SINK COVER **(ON REQUEST)**

POLE, ARM & LUMINAIRE **COMBINATIONS**

GRIFFXL

Sharing a similar design, Griff XL is the Griff S complement for greater heights.

GRIFFS

A - Wall mounted

B - cc 350

C - cc 400

D - TURIN 50
cc 700

E - Curved Pole 500

F - EXIS - cc 600

www.ragni-lighting.com

GRIFFS



GRIFF XL

FUNCTIONAL LIGHTING RANGE - **STREET LIGHTING**

c UL us LISTED

TECHNICAL **CHARACTERISTICS**

	Side mounted on bracket	Top mounted
Weight (lbs) *Without control gear*	23.1	27.6
EPA (ft²)	0.65	0.75
Protection index	IP66	
Shock resistance	IK 08 (IK 10 optional)	
Materials:		
Luminaire	Injected cast aluminium	
Top mounted version's connector	Cast aluminium	
Protection	Tempered glass	

ELECTRICAL **CHARACTERISTICS**

- Power current up to 1050mA
- Electrical class: I & II (Only class I for PCB 24 LED)
- Nominal voltage: 110V to 277V and 347V to 480V
- Varistor (protection against high voltages)
- Driver integrated into the luminaire
- Optional lighting management systems
- Optional surge protector (integration at the base of the pole)

LIGHTING **DISTRIBUTIONS**

Type I
Type II
Type V

All information is subject to change without notice

GRIFFXL

DIMENSIONS **(In)**

Side mounted GRIFF XL

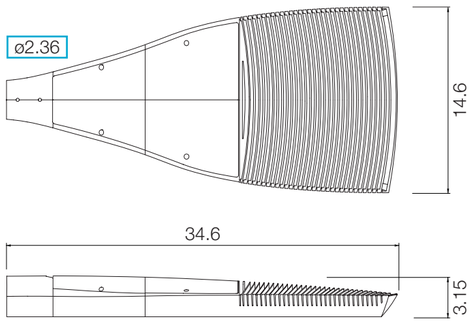

Top mounted GRIFF XL

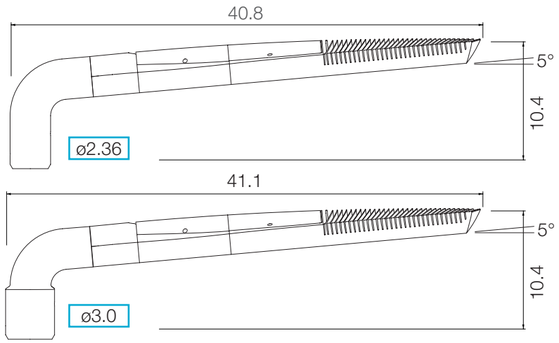

THERMAL **MANAGEMENT**

The heat-conducting pad applied between the PCB and the body as well as an integrated heat sink optimize the thermal control of the luminaire.



Heater

LED **PCB**

The LED PCB has been developed to make the creation of luminaires such as the GriffXL possible: slender luminaires dedicated to LED, proposing very powerful and precise lighting. The duo thermal pad and luminaire's body integrated Heat Sink insure an optimal thermal management.



- LED manufacturer: NICHIA
- LED life cycle: up to 95 000 hours. i.e.: 50 000 hours at 70% @ 700 mA
- Color temperature: 3000K or 4000K (other color temperatures on request)
- CRI above 75

POWERS AND **LUMINOUS INTENSITIES**- *LUMINAIRE OUTPUT DATA*

3000 K	350 mA			500 mA			700 mA			1050 mA		
Number of LED	P_t (W)	Φ (lm)	(lm/W)	P_t (W)	Φ (lm)	(lm/W)	P_t (W)	Φ (lm)	(lm/W)	P_t (W)	Φ (lm)	(lm/W)
45	48.2	4927	102	70.0	6714	96	99.4	8811	90	151.3	11798	78
60	64.2	6569	102	93.3	8952	96	132.5	11748	90	201.7	15730	78
90	96.3	9854	102	140.0	13428	96	198.8	17621	90	302.5	23595	78

4000 K	350 mA			500 mA			700 mA			1050 mA		
Number of LED	P_t (W)	Φ (lm)	(lm/W)	P_t (W)	Φ (lm)	(lm/W)	P_t (W)	Φ (lm)	(lm/W)	P_t (W)	Φ (lm)	(lm/W)
45	48.2	5184	108	70.0	6998	100	99.4	9271	93	151.3	12414	82
60	64.2	6912	108	93.3	9330	100	132.5	12361	93	201.7	16552	82
90	96.3	10368	108	140.0	13995	100	198.8	18542	93	302.5	24828	82

Luminaire output data (real operating values, including optical losses)

P_t (W) = Total power consumption including driver consumption • Φ Nominal flux (lm) • Luminous efficiency (lm/W)

ORDERING **INFORMATION**

Model	Module	# LED	CCT	Drive Current	Distribution	Line Voltage	Mounting	Color
GRIFFX	PCB							
		45	3 - (3000K)	35 - (350)	T1	120 V	TP - (Top Mounted)	BLK - (Black)
		90	4 - (4000K)	50 - (500)	T2	220V	LT - (Lateral)	BRZ - (Bronze)
				70 - (700)	T5	227 V		SLV - (Silver)
				105 - (1050)		347 V		WHT - (White)
						480 V		(RAL #)
						UNV		

www.ragni-lighting.com



GRIFF XL

POLE, ARM & LUMINAIRE **COMBINATIONS**



GRIFF S
Sharing a similar design, Griff S is the Griff XL complement for lower heights.

GRIFF

A - KAÏROS wall mounted | B - cc 500 | C - SWING - cc 500 | D - KAÏROS - cc 700 | E - cc 700 | F - EXIS - cc 800

www.ragni-lighting.com

GRIFF XL

www.ragni-lighting.com

TEKK

FUNCTIONAL LIGHTING RANGE - **STREET LIGHTING**

c UL us LISTED

TECHNICAL **CHARACTERISTICS**

	TEKK S	TEKK M
Weight (lbs) *Without control gear*	13.2	20.9
EPA (ft²)	0.43	0.65
Protection index	IP66	IP66
Shock resistance	IK 08 (IK 10 on request)	IK 08 (IK 10 on request)
Materials:		
Luminaire	Injected cast aluminium	
Protection	Tempered glass	

ELECTRICAL **CHARACTERISTICS**

- **Power current up to 1050 mA**
- **Electrical class: II (class I on request)**
- **Nominal voltage: 110V-240V • 50/60 Hz**
- **Surge protector and over/under voltage protection (optional)**
- **Driver integrated into the luminaire**
- **Optional lighting management systems**

LIGHTING **DISTRIBUTIONS**

Type II
Type III
Type IV
Type V

All information is subject to change without notice

TEKK

DIMENSIONS **(In)**

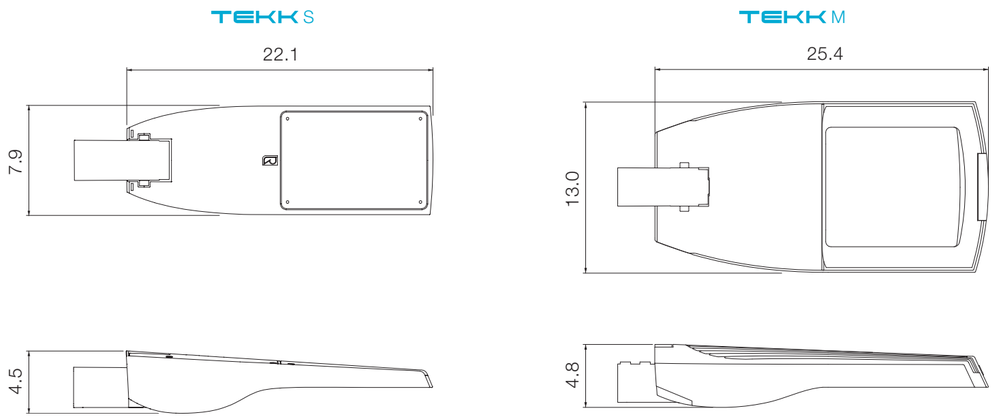

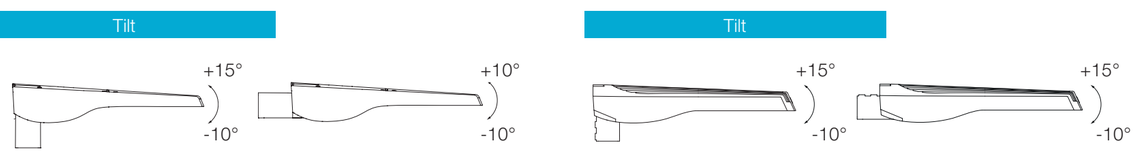

FF **PCB**

The LED module equipping the TEKK luminaire ensures powerful and precise lighting. Its modularity allows adapting its specifications to offer numerous photometric possibilities.

- LED manufacturer: CREE
- LED's life cycle:
  up to 100 000 hours.
  i.e.: 55 000 hours at 70% @ 500 mA
- Color temperature: 3000K (4000K on request)
- CRI above 70

POWER AND **LUMINOUS INTENSITIES** - *LUMINAIRE OUTPUT DATA*

3000 K		350 mA			500 mA			700 mA			1050 mA		
	Number of LED	P_t (W)	Φ (lm)	(lm/W)	P_t (W)	Φ (lm)	(lm/W)	P_t (W)	Φ (lm)	(lm/W)	P_t (W)	Φ (lm)	(lm/W)
TEKK S	8	10	994	99	14	1434	102	20	1818	91	29	2448	84
TEKK M	16	21.4	1988	93	28.2	2867	102	36	3636	101	54.6	4895	90
	24	26.6	2982	112	37.4	4302	115	52.4	5455	104	80.5*	7342*	91*
	32	34.4	3976	116	48.8	5734	118	68.9	7271	106	106.2*	9789*	92*
	48	51	5964	117	72.6	8601	118	102.3	10907	107	157.2	14684	93
	64	67.1	7952	119	95.6	11468	120	135.2	14542	108	206.7	19578	95

4000 K		350 mA			500 mA			700 mA			1050 mA		
	Number of LED	P_t (W)	Φ (lm)	(lm/W)	P_t (W)	Φ (lm)	(lm/W)	P_t (W)	Φ (lm)	(lm/W)	P_t (W)	Φ (lm)	(lm/W)
TEKK S	8	10	1074	107	14	1549	111	20	1966	98	29	2651	91
TEKK M	16	21.4	2147	100	28.2	3097	110	36	3932	109	54.6	5301	97
	24	26.6	3220	121	37.4	4646	124	52.4	5897	113	80.5*	7952*	99*
	32	34.4	4294	125	48.8	6193	127	68.9	7863	114	106.2*	10602*	100*
	48	51	6441	126	72.6	9290	128	102.3	11795	115	157.2	15903	101
	64	67.1	8588	128	95.6	12387	130	135.2	15726	116	206.7	21204	103

Pt (W) = Total power consumption including driver consumption • Φ Nominal flux (lm) • Luminous efficiency (lm/W)

ORDERING **INFORMATION**

Model	Size	Module	# LED	Drive Current	CCT	Distribution	Line Voltage	Mounting	Color
TEKK									
	S	8 - (FF 2X4)	8+**	35 - (350 mA)	3 - (3000K)	T2	120 V	TP - (Top Mounted)	BLK - (Black)
	M	16 - (FF 2X8)	16	50 - (500 mA)	4 - (4000K)	T3	220 V	LT - (Lateral)	BRZ - (Bronze)
			24+	70 - (700 mA)		T4++	277 V		SLV - (Silver)
			32	105 - (1050 mA)		T5	UNV		WHT - (White)
			48++**						(RAL #)
			64++**						

*Available in TEKK S Only • **Available in TEKK M Only • +Available in FF 2x4 Only • ++Available in FF 2x8 Only

TEKK

POLE, ARM & LUMINAIRE **COMBINATIONS**



TEKK

A - ST LOUIS wall mounted

D - NEPTIS - cc 600

E - STERIA - cc 700

B - cc 700

F - PARME - cc 500

www.ragni-lighting.com

ATINIA SLIM

FUNCTIONAL LIGHTING RANGE - **STREET LIGHTING**



c UL us LISTED

TECHNICAL **CHARACTERISTICS**

	ATINIA SLIM 6480	ATINIA SLIM 6600
Weight (lbs) *Without control gear*	13.22	26.46
EPA (ft²)	0.43	0.65
Protection index	IP66	IP66
Shock resistance	IK 08 (IK 10 optional)	IK 08 (IK 10 optional)
Materials:		
Luminaire	Injected cast aluminium	
Top mounted version's connector	Cast aluminium	
Protection	Tempered glass	

ELECTRICAL **CHARACTERISTICS**

- **Power current up to 1050mA**
- **Electrical class: I & II**
- **Nominal voltage: 110-240V • 50/60 Hz • 347-480V**
- **Varistor (protection against higher voltages)**
- **Optional surge protector or over/under voltage protection systems**
- **Driver integrated into the luminaire**
- **Optional lighting management systems**

LIGHTING **DISTRIBUTIONS**

Type I
Type II
Type III
Type IV
Type V

All information is subject to change without notice

ATINIA SLIM

DIMENSIONS **(In)**

	A	B	C	D	E
6480	18.9	3.4	23.0	8.7	23.2
6600	23.6	5.1	27.8	9.4	27.9

Side mounted GRIFF XL

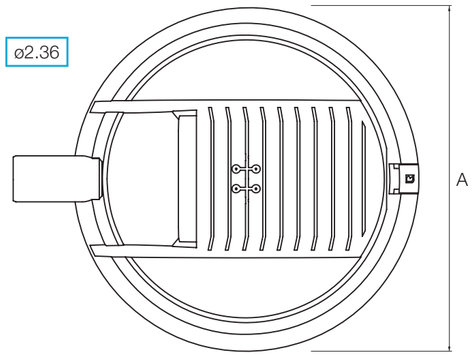

Suspended (only 6600)

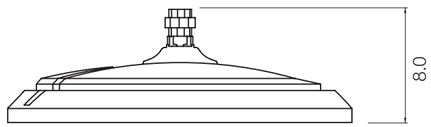

Top mounted

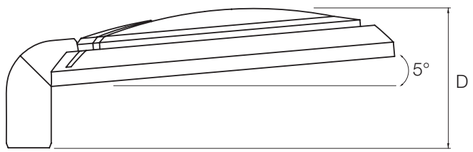

Side mounted

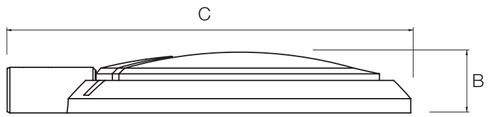

For flat bracket

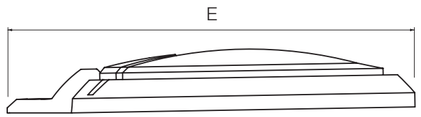

THERMAL **MANAGEMENT**

A heat-conducting pad applied between the PCB and the body as well as an integrated heat sink optimize the thermal control of the luminaires.

LED **PCB**

The LED PCB developed for the Atinia Slim 6480 and 6600 luminaires ensures powerful and precise lighting. Their modularity allows for the adaptation to specifications offering numerous photometric possibilities.

ATINIA SLIM 6480

- LED manufacturer: CREE
- LED's life cycle: up to 100 000 hours. i.e.: 60 000 hours at 85% @ 500 mA
- Color temperature: 3000K (4000K on request)
- CRI above 70

ATINIA SLIM 6600

- LED manufacturer: NICHIA
- LED's life cycle: up to 95 000 hours. i.e.: 50 000 hours at 70% @ 700 mA
- Color temperatures: 3000K or 4000K (other color temperatures on request)
- CRI: 80

POWERS AND **LUMINOUS INTENSITIES** - *LUMINAIRE OUTPUT DATA*

3000 K		350 mA			500 mA			700 mA			1050 mA		
	Number of LED	P_t (W)	Φ (lm)	(lm/W)	P_t (W)	Φ (lm)	(lm/W)	P_t (W)	Φ (lm)	(lm/W)	P_t (W)	Φ (lm)	(lm/W)
ATINIA SLIM 6480	16	21.4	1988	93	28.2	2867	102	36	3636	101	54.6	4895	90
	24	26.6	2982	112	37.4	4302	115	52.4	5455	104			
	32	34.4	3976	116	48.8	5734	118	68.9	7271	106			
	48	51	5964	117	72.6	8601	118	102.3	10907	107			
ATINIA SLIM 6600	45	48.2	4927	102	70.0	6714	96	99.4	8811	90	151.3	11798	78
	60	64.2	6569	102	93.3	8952	96	132.5	11748	90	201.7	15730	78
	90	96.3	9854	102	140.0	13428	96	198.8	17621	90	302.5*	23595*	78*

4000 K		350 mA			500 mA			700 mA			1050 mA		
	Number of LED	P_t (W)	Φ (lm)	(lm/W)	P_t (W)	Φ (lm)	(lm/W)	P_t (W)	Φ (lm)	(lm/W)	P_t (W)	Φ (lm)	(lm/W)
ATINIA SLIM 6480	16	21.4	2147	100	28.2	3097	110	36	3932	109	54.6	5301	97
	24	26.6	3220	121	37.4	4646	124	52.4	5897	113			
	32	34.4	4294	125	48.8	6193	127	68.9	7863	114			
	48	51	6441	126	72.6	9290	128	102.3	11795	115			
ATINIA SLIM 6600	45	48.2	5184	108	70.0	6998	100	99.4	9271	93	151.3	12414	82
	60	64.2	6912	108	93.3	9330	100	132.5	12361	93	201.7	16552	82
	90	96.3	10368	108	140.0	13995	100	198.8	18542	93	302.5*	24828*	82*

Luminaire output data (real operating values, including optical losses)

*@ Ta 20°C

P_t (W) = Total power consumption including driver consumption • Φ Nominal flux (lm) • Luminous efficiency (lm/W)

www.ragni-lighting.com

ORDERING **INFORMATION**

Model	Size	Module	# LED	Drive Current	CCT	Distribution	Line Voltage	Mounting	Color
ATNS									
	6480	8 - (FF 2X4)*	16	35 - (350 mA)	3 - (3000K)	T1**	120 V	TP - (Top Mounted)	BLK - (Black)
	6600	16 - (FF 2X8)*	24+	50 - (500 mA)	4 - (4000K)	T2	220 V	WL - (Wall Mount)	BRZ - (Bronze)
		45 - (PCB)**	32	70 - (700 mA)		T3*	227 V	LT - (Lateral)	SLV - (Silver)
		90 - (PCB)**	45**	105 - (1050 mA)		T4++	UNV	SU - (Suspended)	WHT - (White)
			48++			T5			(RAL #)
			90**						

*Available in 6480 Only • **Available in 6600 Only • +Available in FF 2x4 Only • ++Available in FF 2x8 Only

www.ragni-lighting.com



ATINIA SLIM

POLE, ARM & LUMINAIRE **COMBINATIONS**

ATINIA SLIM
Top mounted



ATINIA SLIM
Side mounted

A - CYNIS
wall mounted

B - LYCIA - cc 600

C - DENISIA - cc 700

D - KAÏROS - cc 700

E - EXIS - cc 700

F - Curved pole 800

www.ragni-lighting.com

ATINIA SLIM

SPRINT

FUNCTIONAL LIGHTING RANGE - **STREET LIGHTING**

c UL us LISTED

TECHNICAL **CHARACTERISTICS**

	Side mounted	Top mounted
Weight (lbs) *Without control gear*	28.2	28.7
EPA (ft²)	0.43	
Protection index	IP66	
Shock resistance	IK 08	
Materials:		
Luminaire	Injected cast aluminium	
Top mounted version's connector	Cast aluminium	
Protection	Tempered glass	

ELECTRICAL **CHARACTERISTICS**

- **Power current up to 700mA**
- **Electrical class: class II**
- **Nominal voltage: 230V - 50Hz**
- **Varistor (protection against higher voltages)**
- **Driver integrated into the luminaire**
- **Optional lighting management systems: automatic time-related lowering of intensity with up to 5 levels, presence detection, constant flux, graduation by means of voltage variation, 1-10V or DALI control**

LIGHTING **DISTRIBUTIONS**

Type II

All information is subject to change without notice

DIMENSIONS **(In)**

Side mounted SPRINT

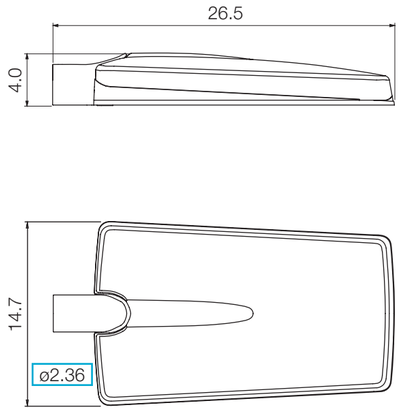

Top mounted SPRINT

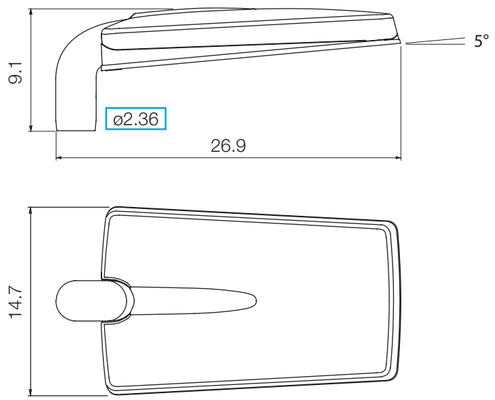

PHOTOLENS **MODULE**

The PhotoLens LED module has been developed to make the creation of luminaires such as the Sprint possible: slender luminaires dedicated to LED, proposing powerful and precise road lighting. It is designed to be installed in threes, but also meets other requirements when installed singly or in pairs.



- LED manufacturer: CREE
- LED life cycle: up to 95,000 hours
  i.e.: 50,000 hours at 70% @ 700 mA
- Color temperatures: 3000K or 4000K
  (other color temperatures on request)
- Development by VS Lighting Solutions (PANASONIC group)
- CRI above 75
- Possibility of dimming

POWER AND **LUMINOUS INTENSITIES** - *LUMINAIRE OUTPUT DATA*

3000 K		350 mA			500 mA			700 mA		
Nombre de PhotoLens	Number of LED	P_t (W)	Φ (lm)	(lm/W)	P_t (W)	Φ (lm)	(lm/W)	P_t (W)	Φ (lm)	(lm/W)
1	21	22.5	2299	102	32.7	3133	96	46.4	4112	89
2	42	44.9	4598	102	65.3	6266	96	92.8	8223	89
3	63	67.4	6897	102	98.0	9400	96	139.1	12335	89

4000 K		350 mA			500 mA			700 mA		
Nombre de PhotoLens	Nombre de PhotoLens	P_t (W)	Φ (lm)	(lm/W)	P_t (W)	Φ (lm)	(lm/W)	P_t (W)	Φ (lm)	(lm/W)
1	21	22.5	2419	108	32.7	3266	100	46.4	4326	93
2	42	44.9	4839	108	65.3	6531	100	92.8	8653	93
3	63	67.4	7258	108	98.0	9797	100	139.1	12979	93

Pt (W) = Total power consumption including driver consumption • Φ Nominal flux (lm) • Luminous efficiency (lm/W)

ORDERING **INFORMATION**

Fixture	# Module	Module	CCT	Drive Current	Distribution	Line Voltage	Mounting	Color
SPRINT		PL 21			T2			
	1		3000K	350 mA		120 V	Top Mount	Black
	2		4000K	500 mA		220 V	Lateral	Bronze
	3			700 mA		277 V		Silver
				940 mA		347 V		White
				1050 mA		480 V		RAL #
						UNV		



POLE, ARM & LUMINAIRE **COMBINATIONS**

SPRINT

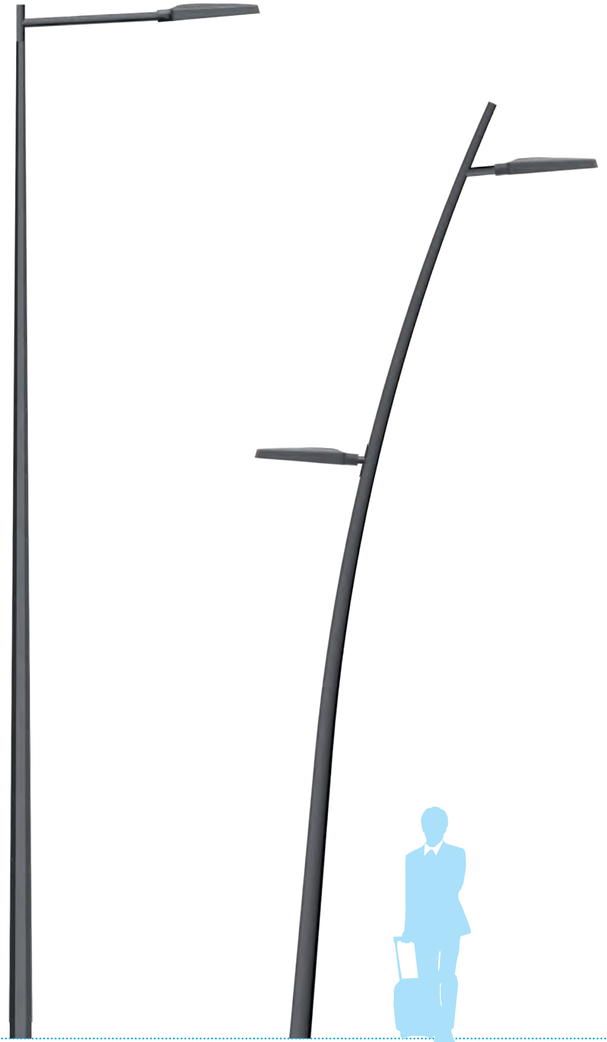

B - ELINA
OCTO 700

C - Curved pole 600



D - Jura 600

F - Curved poles x3
600 + 700 + 800

E - EXIS - cc 700

www.ragni-lighting.com

SPRINT

PULSE

FUNCTIONAL LIGHTING RANGE - **STREET LIGHTING**

c UL us LISTED

TECHNICAL **CHARACTERISTICS**

	Side mounted
Weight (lbs) *Without control gear*	17.64
EPA (ft²)	0.75
Protection index	IP66
Shock resistance	IK 08 (IK 10 optional)
Materials:	
Body	Injected cast aluminium
Protection	Tempered glass
Screw attachments	Stainless steel

ELECTRICAL **CHARACTERISTICS**

- Power current up to 700mA
- Electrical class: class II
- Nominal voltage: 230V - 50Hz
- Varistor (protection against higher voltages)
- Driver integrated into the luminaire
- Optional lighting management systems: automatic time-related lowering of intensity with up to 5 levels, presence detection, constant flux, graduation by means of voltage variation, 1-10V or DALI control

LIGHTING **DISTRIBUTIONS**

Type II

All information is subject to change without notice

PULSE

DIMENSIONS **(In)**

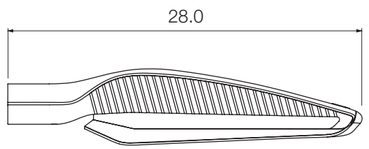

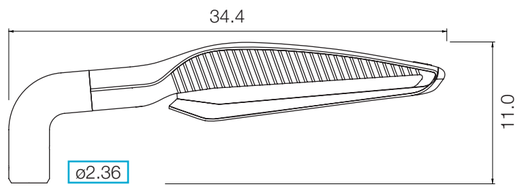

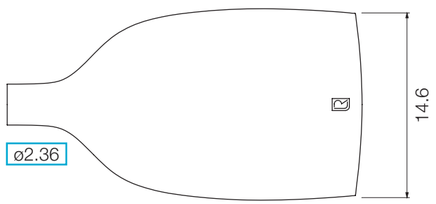

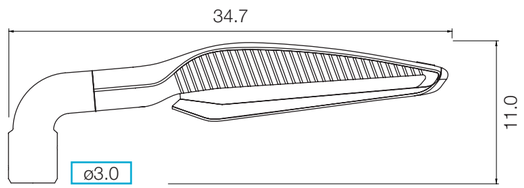

PHOTOLENS **MODULE**

The PhotoLens LED module has been developed to make the creation of luminaires such as the Pulse possible: slender luminaires dedicated to LED, proposing powerful and precise lighting for main roads.



- LED manufacturer: CREE
- LED life cycle: up to 95,000 hours
  i.e.: 50,000 hours at 70% @ 700 mA
- Color temperatures: 3000K or 4000K
  (other color temperatures on request)
- Development by VS Lighting Solutions (PANASONIC group)
- CRI above 75
- Possibility of dimming

POWER AND **LUMINOUS INTENSITIES** - *LUMINAIRE OUTPUT DATA*

3000 K		350 mA			500 mA			700 mA		
Number of PhotoLens	Number of LEDs	P_t (W)	Φ (lm)	(lm/W)	P_t (W)	Φ (lm)	(lm/W)	P_t (W)	Φ (lm)	(lm/W)
1	21	22.5	2299	102	32.7	3133	96	46.4	4112	89
2	42	44.9	4598	102	65.3	6266	96	92.8	8223	89
3	63	67.4	6897	102	98.0	9400	96	139.1	12335	89

4000 K		350 mA			500 mA			700 mA		
Number of PhotoLens	Number of LEDs	P_t (W)	Φ (lm)	(lm/W)	P_t (W)	Φ (lm)	(lm/W)	P_t (W)	Φ (lm)	(lm/W)
1	21	22.5	2419	108	32.7	3266	100	46.4	4326	93
2	42	44.9	4839	108	65.3	6531	100	92.8	8653	93
3	63	67.4	7258	108	98.0	9797	100	139.1	12979	93

P_t (W) = Total power consumption including driver consumption • Φ Nominal flux (lm) • Luminous efficiency (lm/W)

ORDERING **INFORMATION**

Fixture	# Modules	Module	CCT	Drive Current	Distribution	Line Voltage	Mounting	Color
PULSE		PL21			T2			
	1		3000K	350 mA		120 V	Top Mount	Black
	2		4000K	500 mA		220 V	Lateral	Bronze
	3			700 mA		277 V		Silver
				940 mA		347 V		White
				1050 mA		480 V		RAL #
						UNV		

www.ragni-lighting.com



PULSE

POLE, ARM & LUMINAIRE **COMBINATIONS**



PULSE

A - ARCTIA
Wall mounted

B - DENISIA
cc 600

C - ARCTIA - cc 800
Cannelia bollard

D - LYCIA - cc 800

F - TURIN - cc 800

www.ragni-lighting.com

PULSE

www.ragni-lighting.com

Margo

MINI · MEGA · MIX

AMBIANCE LIGHTING PRODUCT RANGE - **RESIDENTIAL**

c UL us LISTED

TECHNICAL **CHARACTERISTICS**

Shock resistance (Body)	IK 10
Protection index (Optical unit)	IP 66
Materials:	
Luminaire	Luminaire entirely made of injected cast aluminium

ELECTRICAL **CHARACTERISTICS**

- **Power currents: up to 700 mA**
- **Electrical class: class II**
- **External driver: non-integrated in the luminaire**
- **Varistor (protection against highter voltages)**
- **Optional lighting management systems: automatic time-related lowering of intensity with up to 5 levels, presence detection constant flux, graduation by means of voltage variation 1-10V or DALI control.**

LIGHTING **DISTRIBUTIONS**

Type I
Type V

All information is subject to change without notice

www.ragni-lighting.com

Margo
MINI · MEGA · MIX

ORDER NUMBER - **STANDARD DESIGN**

For additional designs: please call our office 720-370-0400

Picture	Type	#LEDs	Petal Group 1	Petal Group 2
	SM	24	S3	XX
	SM	12	S3	S0
	SH	12	S3	XX
	MX	36	L6	S3
	MX	24	L6	S0
	MX	24	L3	S3
	MX	12	L0	S3

Picture	Type	#LEDs	Petal Group 1	Petal Group 2
	LG	48	L6	XX
	LG	36	L6	L3
	LG	24	L6	L0
	LG	24	L3	XX
	LG	12	L3	L0
	LG	24	L6	XX
	LG	12	L3	XX

Fixture	Mounting	CCT	Input Voltage	Drive Current	Type	# LED	Petal Group 1	Petal Group 2	Color Top	Color Bottom	Color Mount
MARGO											
	Top Mount (TP)	3500 K	120 V	175 mA	Mega (Lg)	12	S0	S0	Black	Black	Black
	Suspend (Su)	4500 K	220 V	350 mA	Mini (Sm)	24	S3	S3	Bronze	Bronze	Bronze
	Wall (Wa)		277 V	500 mA	Mini (Mx)	36	L0	L0	Silver	Silver	Silver
			347 V	700 mA	1/2 Mega (Lh)	48	L3	L3	White	White	White
			480 V		1/2 Mini (Sh)		L6	L6	RAL #	RAL #	RAL #
			UNV					XX			

Custom applications are available - Please request order sheet

TECHNICAL **CHARACTERISTICS**

Margo is a luminaire which fits all kinds of lighting projects thanks to its high level of modularity.

Top mounted

	Margo MINI 4P 180° 12 LED	Margo MINI 4P 360° 12 LED	Margo MINI 8P 360° 24 LED	Margo MEGA 4P 180° 24 LED	Margo MEGA 4P 360° 24 LED	Margo MEGA 8P 360° 24 LED	Margo MEGA 8P 360° 48 LED	Margo MIX 5P 225° 24 LED	Margo MIX 8P 360° 36 LED
Weight (lbs)	13.2	13.2	22.0	19.8	19.8	24.3	30.9	22.0	26.5
EPA (ft²)	0.323			0.646					

Suspended

	Margo MINI 4P 180° 12 LED	Margo MINI 4P 360° 12 LED	Margo MINI 8P 360° 24 LED	Margo MEGA 4P 180° 24 LED	Margo MEGA 4P 360° 24 LED	Margo MEGA 8P 360° 24 LED	Margo MEGA 8P 360° 48 LED	Margo MIX 5P 225° 24 LED	Margo MIX 8P 360° 36 LED
Weight (lbs)	13.2	13.2	22.0	19.8	19.8	24.3	30.9	22.0	26.5
EPA (ft²)	0.323			0.646					

Wall-mounted or against a pole

	Margo MINI 1P 3 LED	Margo MINI 4P 180° 12 LED	Margo MINI 4P 180° 12 LED	Margo MEGA 1P 6 LED	Margo MEGA 4P 180° 12 LED	Margo MEGA 4P 180° 24 LED
Weight (lbs)	2.2	13.2	22.0	6.6	19.8	30.9
EPA (ft²)	0.215	0.323		0.646		

www.ragni-lighting.com

DIMENSIONS **(in)**

MARGO TOP MOUNTED

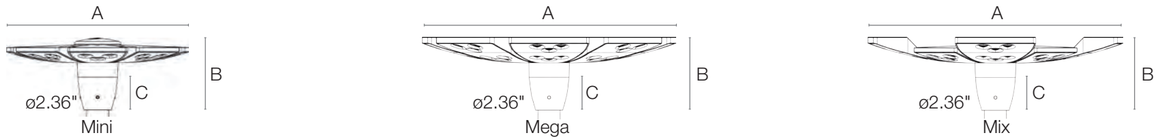

	A	B	C*
Mini Margo	19.6"	7.7"	2.7"
Mega Margo	27.5"	7.7"	2.7"
Mix Margo	27.5"	7.7"	2.7"

* Depth of insertion

MARGO SUSPENDED

	A	B
Mini Margo	19.6"	2.3"
Mega Margo	27.5"	2.3"
Mix Margo	27.5"	2.3"

MARGO WALL-MOUNTED OR AGAINST A POLE

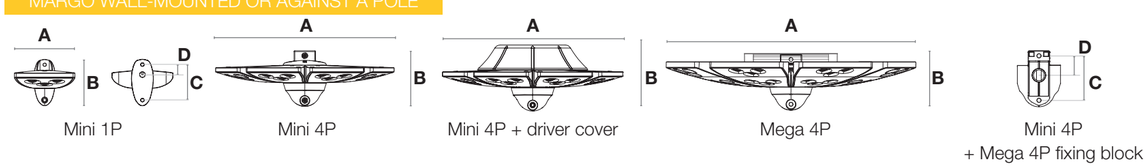

	A	B	C*	D**
Margo Mini 1P / Mini Margo 1P	6.4"	4.9"	3.7"	1"
Margo Mini 4P / Mini Margo 4P	19.6"	5.9"	4.9"	2.1"
Margo Mini 4P + cache / Mini Margo 4P + cover	19.6"	7.1"	4.9"	2.1"
Margo Mega 4P / Mega Margo 4P	27.5"	5.9"	4.9"	2.1"

*Center to center
**Cable pass

3 LED **MODULE**

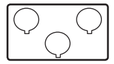

We selected the LEDs among the best on the market for their quality and efficiency.
The 3 LED module has been developed during the Margo's design phase for compatibility and optimal performance of the luminare.

- LED manufacturer: NICHIA
- LED life cycle: 80 000 hours at 70% @ 700 mA
- Color temperature: 3500K or 4500K
  (other color temperatures on request)
- Development by VS Lighting Solutions (PANASONIC group)
- CRI above 75
- Protection index: IP 66
- Thermally self-managed module

POWER AND **LUMINOUS INTENSITIES** - *LUMINAIRE OUTPUT DATA*

Number of LED	175 mA			350 mA			500 mA			700 mA		
	P_t (W)	Φ (lm)	(lm/W)	P_t (W)	Φ (lm)	(lm/W)	P_t (W)	Φ (lm)	(lm/W)	P_t (W)	Φ (lm)	(lm/W)
3	2	160	80.00	4	320	80.00	6	420	70.00	8	560	70.00
6	4	320	80.00	8	640	80.00	11	840	76.36	16	1120	70.00
12	7	640	91.43	15	1280	85.33	21	1680	80.00	30	2240	74.67
24	14	1280	91.43	29	2560	88.28	41	3360	81.95	57	4480	78.60
36	21	1920	91.43	43	3840	89.30	61	5040	82.62	86	6720	78.14
48	29	2560	88.28	57	5120	89.82	82	6720	81.95	114	8960	78.60

Pt (W) = Total power consumption including driver consumption • Φ Nominal flux (lm) • Luminous efficiency (lm/W)

www.ragni-lighting.com

Margo
MINI · MEGA · MIX

APPEA**RANCE**

The Margo comes in a wide array of colors, allowing real personalisation of the product.

- **Multi-colored version:** Different colors can be chosen independently for the various parts of the lamp:
  - the base and lid,
  - the contour and top side of the petals,
  - the bottom of the petals.

Color examples



www.ragni-lighting.com

EXAMPLES OF **ENSEMBLES**

MARGO
Top mounted

A - Mega MARGO
cc 350

B - Mini MARGO
Tubular 400

C - Mix MARGO
Harmo 400

D - Mix MARGO
cc 400

E - Mega MARGO
Double curve 400

F - Mini MARGO
EPICEA brackets - cc 500

G - Mega MARGO
ATALA brackets - cc 600

www.ragni-lighting.com

EXAMPLES OF **ENSEMBLES**

MARGO
Against a pole or wall-mounted

A - Mega MARGO
Wall mounted

B - Mega & Mini MARGO
Double curve 400

C - Mega MARGO
cc 400

D - Mega MARGO
cc 500

E - Mini MARGO
cc 500

F - Mega MARGO
Curved pole 600

G - Mega MARGO
cc 600

www.ragni-lighting.com

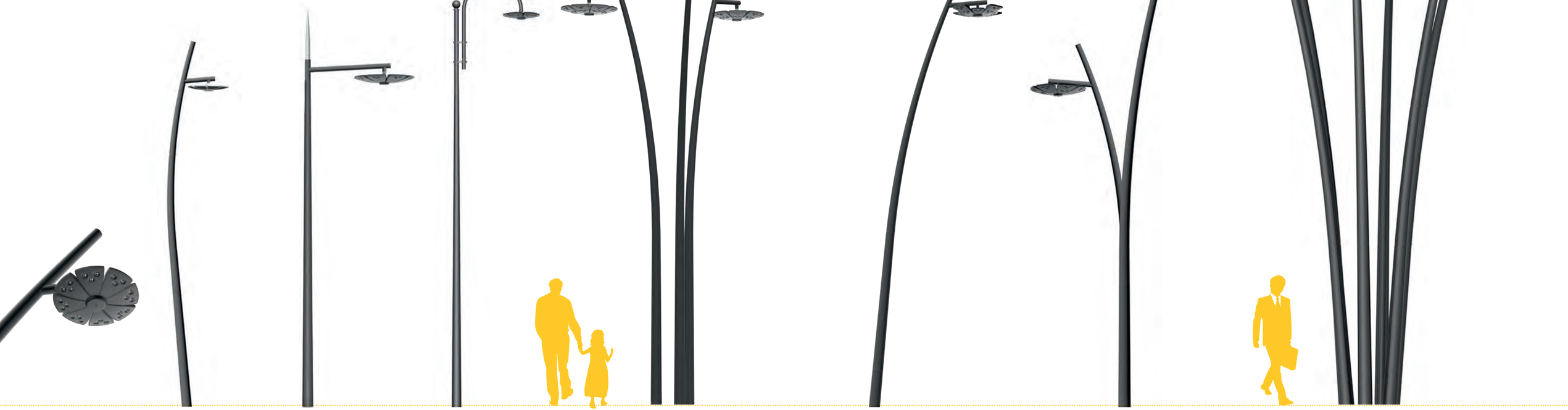

EXAMPLES OF **ENSEMBLES**

MARGO Suspended

A - Mini MARGO
Curved pole 400

B - Mega MARGO
ELINA bracket
cc 400

C - Mini MARGO
ST ANDRE bracket
cc 450

Mega MARGO
Curved poles 500 x3

E - Mix MARGO
Curved pole 500

G - Mega MARGO
Curved poles 400 & 600

H - Mega MARGO
Curved poles 800 x6

www.ragni-lighting.com

Margo & urban furniture range

design by Mauro Belli

- Any top-mounted Margo.
- One or more intertwined pole(s) (different heights and curves).
- Possibility of combining the ensemble with urban furniture of the flowerpot or bench type.



www.ragni-lighting.com

www.ragni-lighting.com

CHIC

AMBIANCE LIGHTING PRODUCT RANGE - **RESIDENTIAL**

c UL us LISTED

TECHNICAL **CHARACTERISTICS**

Weight (lbs) *Without control gear*	13.22
EPA (ft²)	0.86
Protection index	IP 66
Shock resistance	IK 10
Materials:	
Luminaire	Injected cast aluminium
Protection	Polycarbonate with anti-UV treatment

ELECTRICAL **CHARACTERISTICS**

- **Low cost solution with LED for modernizing obsolete luminaires**
- **Top mounted on Ø2.36" (60mm)**
- **Luminaire totally IP 66**
- **Incorporated driver**
- **IP 68 vent**
- **Varistor (overvoltage protection)**
- **Surge protector (on request)**

LIGHTING **DISTRIBUTIONS**

Type II
Type III
Type IV
Type V

All information is subject to change without notice

CHIC

DIMENSIONS **(in)**

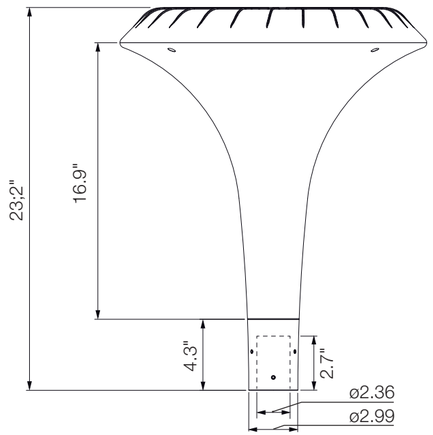

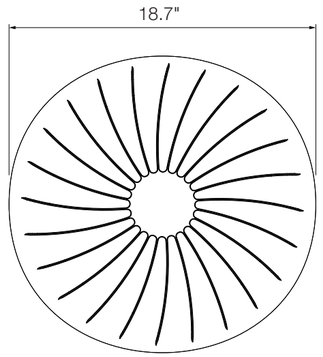

FF **PCB**

Reliable and efficient, the LED module fitted on the Chic is modular: its specifications are scalable to offer various photometric possibilities.

- LED manufacturer: CREE
- LED's life cycle: up to 100 000 hours.
  i.e.: 55 000 hours at 70% @ 500 mA
- Color temperature : 3000K (4000K on request)
- CRI above 70

POWER AND **LUMINOUS INTENSITIES** - *LUMINAIRE OUTPUT DATA*

3000 K	350 mA			500 mA			700 mA		
Number of LED	P_t (W)	Φ (lm)	(lm/W)	P_t (W)	Φ (lm)	(lm/W)	P_t (W)	Φ (lm)	(lm/W)
8	10	919	91	14	1326	93	20	1681	86
16	21	1839	86	28	2652	94	36	3363	93
24	27	2758	104	37	3978	106	52	5044	96
32	34	3677	107	49	5304	109	69	6725	98

4000 K	350 mA			500 mA			700 mA		
Number of LED	P_t (W)	Φ (lm)	(lm/W)	P_t (W)	Φ (lm)	(lm/W)	P_t (W)	Φ (lm)	(lm/W)
8	10	993	98	14	1432	101	20	1818	93
16	21	1987	93	28	2864	102	36	3636	101
24	27	2980	112	37	4296	115	52	5454	104
32	34	3971	117	49	5728	117	69	7271	106

Pt (W) = Total power consumption including driver consumption • Φ Nominal flux (lm) • Luminous efficiency (lm/W)

ORDERING **INFORMATION**

Model	Module	# LED	CCT	Drive Current	Distribution	Line Voltage	Mounting	Color
CHIC								
	8 - (FF 2X4)	8*	3 - (3000K)	35 - (350)	T2	120 V	TP - (Top Mounted)	BLK - (Black)
	16 - (FF 2X8)	16	4 - (4000K)	50 - (500)	T3	220 V		BRZ - (Bronze)
		24*		70 - (700)	T4**	277 V		SLV - (Silver)
		32			T5	UNV		WHT - (White)
								(RAL #)

*Available in FF 2x4 Only • **Available in FF 2x8 Only



CHIC

EXAMPLES OF **ENSEMBLES**

CHIC

A - SOREA wall mounted

B - HARMO 300

C - PULP 350

D - MERCURE - HELIOPOLIS 380

E - CADENCE - cc 300

F - ST ANDRE - cc 400

G - ATILIS - cc 500

www.ragni-lighting.com

CHIC

www.ragni-lighting.com

CIRKO

AMBIANCE LIGHTING PRODUCT RANGE - **RESIDENTIAL**

c UL us LISTED

TECHNICAL **CHARACTERISTICS**

Weight (lbs) *Without control gear*	11.0
EPA (ft²)	0.32
Protection index	IP 66
Shock resistance	IK 10
Materials:	
Luminaire	Injected cast aluminium
Protection	Polycarbonate with anti-UV treatment

ELECTRICAL **CHARACTERISTICS**

- **Power current up to 700 mA**
- **Electrical class: I and II**
- **Nominal voltage: 220-240 V - 50/60 Hz**
- **Varistor (protection against overvoltages)**
- **Surge protector on request**
- **Driver integrated into the luminaire**
- **Optional lighting management systems**

LIGHTING **DISTRIBUTIONS**

Type II
Type III
Type IV
Type V

All information is subject to change without notice

www.ragni-lighting.com



CIRKO

DIMENSIONS **(in)**

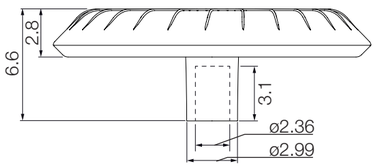

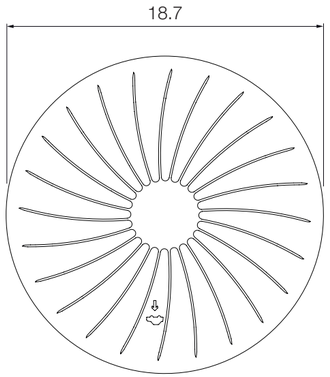

FF **PCB**

Reliable and efficient, the LED module fitted on the Chic is modular: its specifications are scalable to offer various photometric possibilities.

- LED manufacturer : CREE
- LED's life cycle: up to 100 000 hours.
  i.e.: 60 000 hours at 90% @ 350 mA
- Color temperature : 3000K or 4000K
- CRI above 70

POWER AND **LUMINOUS INTENSITIES** - *LUMINAIRE OUTPUT DATA*

3000 K	350 mA			500 mA			700 mA		
Number of LED	P_t (W)	Φ (lm)	(lm/W)	P_t (W)	Φ (lm)	(lm/W)	P_t (W)	Φ (lm)	(lm/W)
16	21	1839	86	28	2652	94	36	3363	93
24	27	2758	104	37	3978	106	52	5044	96
32	34	3677	107	49	5304	109	69	6725	98

4000 K	350 mA			500 mA			700 mA		
Number of LED	P_t (W)	Φ (lm)	(lm/W)	P_t (W)	Φ (lm)	(lm/W)	P_t (W)	Φ (lm)	(lm/W)
16	21	1987	93	28	2864	102	36	3636	101
24	27	2980	112	37	4296	115	52	5454	104
32	34	3971	117	49	5728	117	69	7271	106

Pt (W) = Total power consumption including driver consumption • Φ Nominal flux (lm) • Luminous efficiency (lm/W)

ORDERING **INFORMATION**

Model	Module	# LED	CCT	Drive Current	Distribution	Line Voltage	Mounting	Color
CIRK								
	8 - (FF 2X4)	16*	3 - (3000K)	35 - (350)	T2	120 V	TP - (Top Mounted)	BLK - (Black)
	16 - (FF 2X8)	32**	4 - (4000K)	50 - (500)	T3	220 V		BRZ - (Bronze)
				70 - (700)	T4**	277 V		SLV - (Silver)
					T5	UNV		WHT - (White)
								(RAL #)

*Available in FF 2x4 Only • **Available in FF 2x8 Only

CIRKO

EXAMPLES OF **ENSEMBLES**

CIRKO

A - EPICEA bracket
Wall mounted

B - HARMO 300

C - KLUB 450

D - ATILIS bracket
cc 500

E - CONTOISE bracket
cc 300

F - ST ANDRE bracket
cc 400

www.ragni-lighting.com

CIRKO

MELANTHIA LED

AMBIANCE LIGHTING PRODUCT RANGE - **RESIDENTIAL**

c UL us LISTED

TECHNICAL **CHARACTERISTICS**

Weight (lbs)	28.6
EPA (ft²)	0.65
Protection index	
Optical unit	IP 66
Electrical compartment	IP 54
Shock resistance	IK 10
Materials:	
Body	Injected cast aluminium
LED plate	Die-cast aluminium

ELECTRICAL **CHARACTERISTICS**

- Integrated driver
- Electrical class : class II
- Nominal voltage : 230V - 50Hz
- Varistor (protection against hight voltages)
- Optional lighting management systems: automatic time-related lowering of intensity with up to 5 levels, presence detection, constant flux, graduation by means of voltage variation, 1-10V or DALI control.

LIGHTING **DISTRIBUTIONS**

Type I
Type V

All information is subject to change without notice

www.ragni-lighting.com

MELANTHIA LED

DIMENSIONS **(in)**

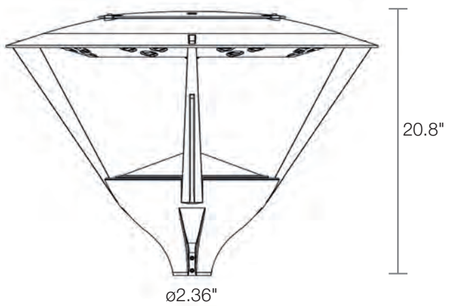

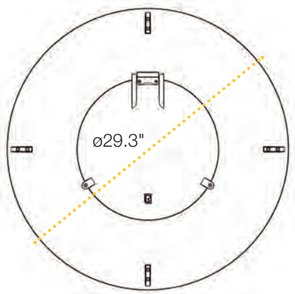

3 LED **MODULE**

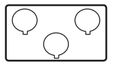

We selected LEDs among the best on the market for their quality and efficiency.

- LED manufacturer: NICHIA
- LED life cycle: 80 000 hours at 70% @ 700 mA
- Color temperature: 3500K or 4500K (other color temperatures on request)
- Development by VS optoelectronic (PANASONIC group)
- CRI above 75
- Protection index: IP 66
- Thermally self-managed module

POWER AND **LUMINOUS INTENSITIES** - *LUMINAIRE OUTPUT DATA*

Number of LED	175 mA			350 mA			500 mA			700 mA		
	P_t (W)	Φ (lm)	(lm/W)	P_t (W)	Φ (lm)	(lm/W)	P_t (W)	Φ (lm)	(lm/W)	P_t (W)	Φ (lm)	(lm/W)
12	7	640	91.43	15	1280	85.33	21	1680	80.00	30	2240	74.67
24	14	1280	91.43	29	2560	88.28	41	3360	81.95	57	4480	78.60

Pt (W) = Total power consumption including driver consumption • Φ Nominal flux (lm) • Luminous efficiency (lm/W)

ORDERING **INFORMATION**

Model	Module	# LED	CCT (K)	Drive Current	Line Voltage	Mounting	Fixture Color
MELANTHIA	Module 3LED						
		4	3500	175 mA	120 V	Pole Top	Black
		8	4500	350 mA	220 V	Wall Mount	Bronze
				500 mA	277 V	Lateral	Silver
				700 mA	347 V		White
					480 V		RAL #
					UNV		

www.ragni-lighting.com



MELANTHIA LED

EXAMPLES OF **ENSEMBLES**

MELANTHIA LED

A - AGLIEE
Wall mounted

B - CADENCE
Wall mounted

C - Tubular 450

D - cc 500

E - ATILIS
cc 400

F - AGLIEE
cc 400

G - CADENCE
cc 400

www.ragni-lighting.com

MELANTHIA LED

FESTALED

AMBIANCE LIGHTING PRODUCT RANGE - **RESIDENTIAL**

c UL us LISTED

TECHNICAL **CHARACTERISTICS**

Weight (lbs)	3.3
EPA (ft²)	0.215
Protection index:	
Optical unit	IP 66
Logement électrique / Electrical compartment	IP 66
Materials:	
Upper part	Cast aluminium
Lens	Sandblasted glass

ELECTRICAL **CHARACTERISTICS**

- Dimmable
- Option Warm-On-Dim
- High Power Factor >0.97
- Low THD <20%
- 120V Direct Connect - No Drivers/PSU's
- Long Operating Life
- Color temperature : 3000K and 4000K
- CRI 90

LIGHTING **DISTRIBUTIONS**

Type V

All information is subject to change without notice

FESTALED

DIMENSIONS **(in)**

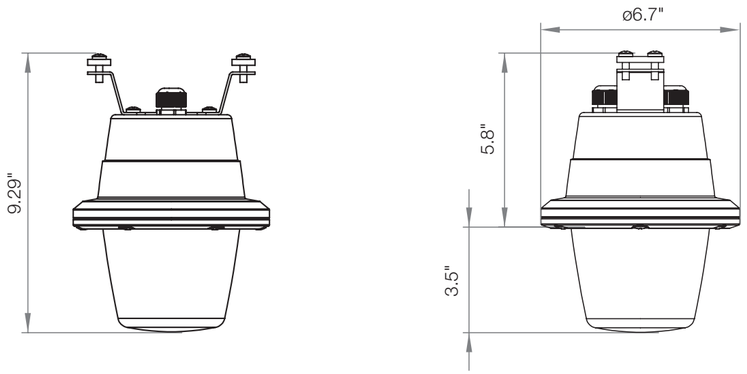

POWER AND **LUMINOUS INTENSITIES**

	P (W)	Φ (lm)	(lm/W)
3000K	9	641	71
4000K	9	675	75

P (W) = Power
Φ Nominal flux (lm)
Luminous efficency (lm/W)

ORDERING **INFORMATIONS**

Model	# Module	CCT	Line Voltage	Mounting	Lens Type	Color
FestaLED	9 LED			Suspended		
		3000K	120 V		Frosted	Black
		4000K	220V		Clear	Bronze
						Silver
						White
						RAL #

APPEA**RANCE**

- **Optional:** it is possible to **obtain colored light at night.** Possibility of inserting a color filter (dichroic filter) between the LEDs and the glass to tint the luminous flux.

www.ragni-lighting.com

FESTALED

www.ragni-lighting.com

Domitienne V2

ARCHITECTURAL RANGE - **DESIGN LINES**

c UL us LISTED

TECHNICAL **CHARACTERISTICS**

Protection index	
Optical unit	IP 66
Electrical Housing	IP 55
Shock resistance	IK 08
Materials	
Fixture	Aluminium (die casting/extrusion)
Pole	Galvanized steel
Protection	Tempered glass

ELECTRICAL **CHARACTERISTICS**

- **Power current up to 700 mA**
- **Surge protector and over/under voltage protection (optional).**
- **Electrical class: class II**
- **Incorporated driver. Two drivers for the two off-set luminaires version**
- **Optional lighting management systems: automatic time-related lowering of intensity with up to 5 levels, presence detection, constant flux, graduation by means of voltage variation, 1-10V or DALI control**

LIGHTING **DISTRIBUTIONS**

Type II
Type III
Type IV
Type V

All information is subject to change without notice

Domitienne V2

DIMENSIONS **(in/ft)**

DOMITIENNE V2						
Height	H	13.1'	16.4'	19.7'	23.0'	26.2'
Overhang	L	31.5" - 47.2" - 59.0"				

DOMITIENNE V2	Wall & against a pole mounting	
Overhang	L	31.5" - 47.2" - 59.0"
Weight (lbs)		24.2 - 37.5 - 41.9

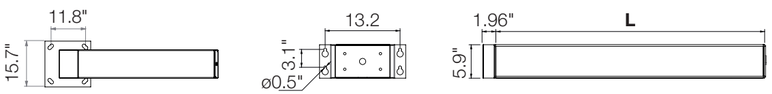

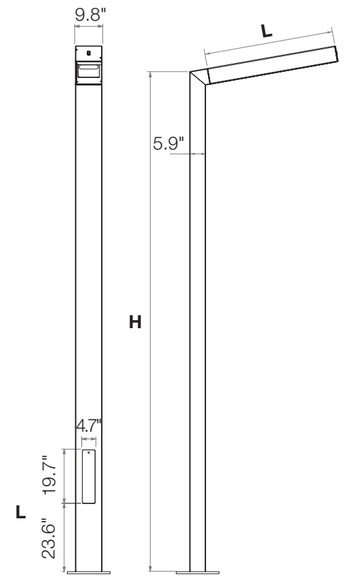

Base plate: 15.7" x 15.7" • **Center to center:** 11.8" x 11.8"
4 anchor bolts (not supplied)
Section : 9.8" x 5.9"

EVO2 **MODULE**

The EVO2 is very compact so that it can be incorporated into numerous luminaires in the Ragni range. In particular, it can replace classic reflectors (high-pressure sodium lamps, metal halide lamps...), and its compactness has made it possible to create the Domitienne with its thin luminaire.

- LED manufacturer: CREE
- LED life-cycle: up to 100,000 hours
- Color temperatures: 3000K ou 4000K.
- CRI above 70

POWER AND **LUMINOUS INTENSITIES PER MODULE** - *LUMINAIRE OUTPUT DATA*

3000 K	350 mA			500 mA			700 mA		
Number of LED	P_t (W)	Φ (lm)	(lm/W)	P_t (W)	Φ (lm)	(lm/W)	P_t (W)	Φ (lm)	(lm/W)
16	21.4	1988	93	28.2	2867	102	36	3636	101
32	34.4	3976	116	48.8	5734	118	68.9	7271	106
48	51	5964	117	72.6	8601	118			

4000 K	350 mA			500 mA			700 mA		
Number of LED	P_t (W)	Φ (lm)	(lm/W)	P_t (W)	Φ (lm)	(lm/W)	P_t (W)	Φ (lm)	(lm/W)
16	21.4	2147	100	28.2	3097	110	36	3932	109
32	34.4	4294	125	48.8	6193	127	68.9	7863	114
48	51	6441	126	72.6	9290	128			

P_t (W) = Total power consumption including driver consumption • Φ Nominal flux (lm) • Luminous efficiency (lm/W)

ORDERING **INFORMATION**

Model	Pole Height (mm)	Head Length	# Modules	Module	# LED	CCT (K)	Drive Current	Distribution	Line Voltage	Mounting	Mounting Direction	Mounting Angle	Color
DOMF - (FIELD ADJUST)													
	4000	800	1	EVO 1*	10*	3 - (3000K)	35 - (350 mA)	T2	120	T - (Top)	F - (Front)	0	BLK - (Black)
	5000	1200	2	EVO 2+	20*	4 - (4000K)	50 - (500 mA)	T3+	220	W - (Wall)	B - (Back)	5	BRZ - (Bronze)
	6000	1500			30*		70 - (700 mA)	T4+	277		L - (Left)	10	SLV - (Silver)
	7000				16+		105 - (1050 mA)	T5+	UNV		R - (Right)	15	WHT - (White)
	8000				32+							20	(RAL #)
	CUSTOM				48+							30	

Note* All options marked with an asterisk (*) are only available for OpticaLED Evo 1
Note+ All options marked with a cross (+) are only available for OpticaLED Evo 2

Domitienne V2

EXAMPLES OF **ENSEMBLES**



Domitienne V2

A - wall mounted

B - 400

C- 600

D - 700

E - 700

F - 700

www.ragni-lighting.com

Domitienne V2

www.ragni-lighting.com

Domitienne *Flex*

ARCHITECTURAL RANGE - **DESIGN LINES**

c UL us LISTED

TECHNICAL **CHARACTERISTICS**

Protection index	
Optical unit	IP 66
Electrical Housing	IP 55
Shock resistance	IK 08
Materials:	
Fixture	Aluminium (die casting/extrusion)
Pole	Galvanized steel
Protection	Tempered glass

ELECTRICAL **CHARACTERISTICS**

- **Power current up to 700 mA**
- **Surge protector and over/under voltage protection (optional).**
- **Electrical class: class II**
- **Incorporated driver. Two drivers for the two off-set luminaires version**
- **Optional lighting management systems: automatic time-related lowering of intensity with up to 5 levels, presence detection, constant flux, graduation by means of voltage variation, 1-10V or DALI control**

LIGHTING **DISTRIBUTIONS**

Type II
Type III
Type IV
Type V

All information is subject to change without notice

www.ragni-lighting.com

Domitienne *Flex*

DIMENSIONS **(ft/in)**

DOMITIENNE *Flex*						
Height	H	13'	16'	20'	23'	26'
Overhang	L	31.5" - 47.2" - 59.1"				

DOMITIENNE *Flex*	Wall & against a pole mounting	
Overhang	L	31.5" - 47.2" - 59.1"
Weight (lbs)		37 - 51 - 55

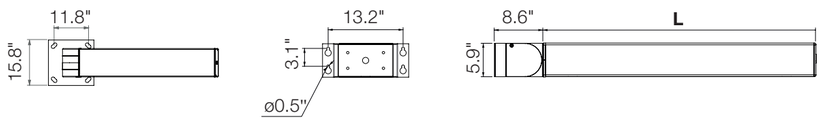

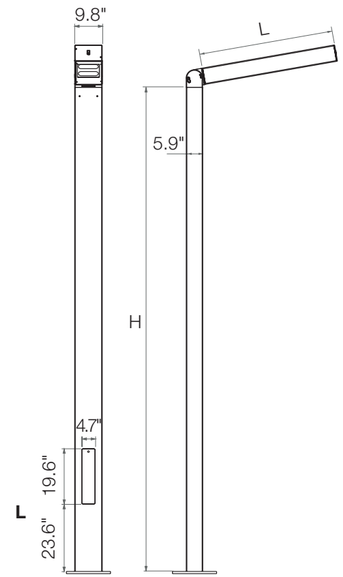

Base plate: 15.7" x 15.7" • **Center to center:** 11.8" x 11.8"
4 anchor bolts (not supplied)
Section : 9.8" x 5.9"

EVO2 **MODULE**

The EVO2 is very compact so that it can be incorporated into numerous luminaires in the Ragni range. In particular, it can replace classic reflectors (high-pressure sodium lamps, metal halide lamps...), and its compactness has made it possible to create the Domitienne with its thin luminaire.

- LED manufacturer: CREE
- LED life-cycle: up to 100,000 hours
- Color temperatures: 3000K ou 4000K.
- CRI above 70

POWER AND **LUMINOUS INTENSITIES PER MODULE** - *LUMINAIRE OUTPUT DATA*

3000 K	350 mA			500 mA			700 mA		
Number of LED	P_t (W)	Φ (lm)	(lm/W)	P_t (W)	Φ (lm)	(lm/W)	P_t (W)	Φ (lm)	(lm/W)
16	21.4	1988	93	28.2	2867	102	36	3636	101
32	34.4	3976	116	48.8	5734	118	68.9	7271	106
48	51	5964	117	72.6	8601	118			

4000 K	350 mA			500 mA			700 mA		
Number of LED	P_t (W)	Φ (lm)	(lm/W)	P_t (W)	Φ (lm)	(lm/W)	P_t (W)	Φ (lm)	(lm/W)
16	21.4	2147	100	28.2	3097	110	36	3932	109
32	34.4	4294	125	48.8	6193	127	68.9	7863	114
48	51	6441	126	72.6	9290	128			

P_t (W) = Total power consumption including driver consumption • Φ Nominal flux (lm) • Luminous efficiency (lm/W)

ORDERING **INFORMATION**

Model	Pole Height (mm)	Head Length	# Modules	Module	# LED	CCT (K)	Drive Current	Distribution	Line Voltage	Mounting	Mounting Direction	Mounting Angle	Color
DOMF - (FIELD ADJUST)													
	4000	800	1	EVO 1*	10*	3 - (3000K)	35 - (350 mA)	T2	120	T - (Top)	F - (Front)	0	BLK - (Black)
	5000	1200	2	EVO 2+	20*	4 - (4000K)	50 - (500 mA)	T3+	220	W - (Wall)	B - (Back)	5	BRZ - (Bronze)
	6000	1500			30*		70 - (700 mA)	T4+	277		L - (Left)	10	SLV - (Silver)
	7000				16+		105 - (1050 mA)	T5+	UNV		R - (Right)	15	WHT - (White)
	8000				32+							20	(RAL #)
	CUSTOM				48+							30	

Note* All options marked with an asterisk (*) are only available for OpticaLED Evo 1
Note+ All options marked with a cross (+) are only available for OpticaLED Evo 2

EXAMPLES OF **ENSEMBLES**



Domitienne *Flex*

A - 400

B - 500

C- 600

D - 400

E - 600

F - 700

Domitienne *Flex*

QUEBEC Airport

SLIDE

ARCHITECTURAL RANGE - **DESIGN LINES**

c UL us LISTED

TECHNICAL **CHARACTERISTICS**

	L	L m/cp	T	S	H
Weight (lbs) *Without control gear*	17.6	7	30.9	33.1	59.5
EPA (ft²)	0.75	0.66	1.18	1.29	2.26
Protection index	IP 66	IP 66	IP 66	IP 66	
Shock resistance	IK 08	IK 08	IK 08	IK 08	
Materials	Injected cast aluminium				

ELECTRICAL **CHARACTERISTICS**

- Power current up to 1050 mA
- Electrical class: II
- Nominal voltage: 110V to 277V and 347V to 480V
- Driver incorporated into the luminaire.
- Optional lighting management systems: automatic time-related lowering of intensity with up to 5 levels, presence detection, constant flux, graduation by means of voltage variation, 1-10V or DALI control.

LIGHTING **DISTRIBUTIONS**

Type II

All information is subject to change without notice

RAN**GE**

Slide L

Slide L m/cp

Slide T

Slide S

Slide H

DIMENSIONS **(in)**

SLIDE L

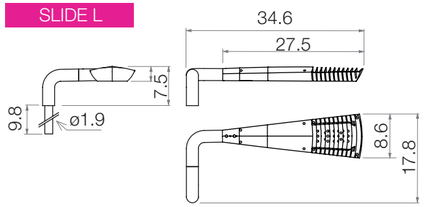

SLIDE S

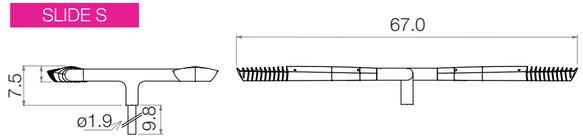

SLIDE L m/cp Mural / Mounted against a pole or wall

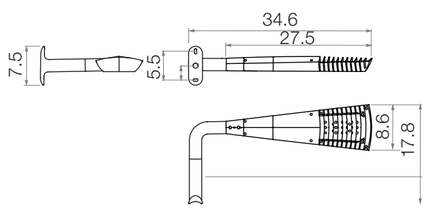

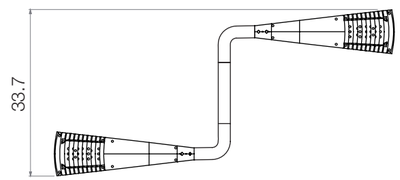

SLIDE T

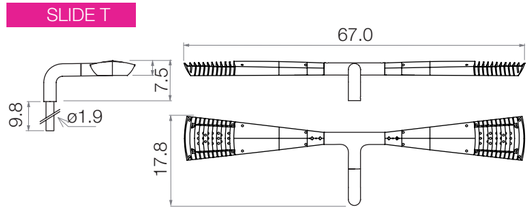

SLIDE H

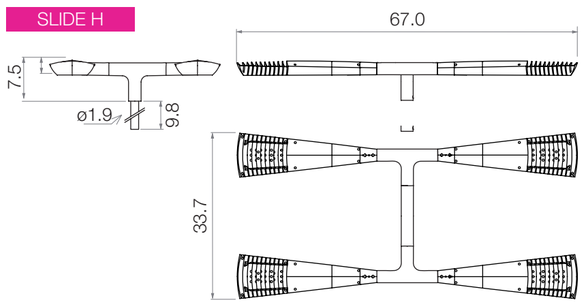

PHOTOLENS **MODULE**

The PhotoLens LED module has been developed to make the creation of luminaires such as the Slide possible: a slender luminaire dedicated to LED, offering precise and efficient road lighting.



- LED manufacturer: CREE
- LED life cycle: up to 95,000 hours
  i.e.: 50,000 hours at 70% @ 700 mA
- Color temperature: 3000K or 4000K
  (other color temperatures on request)
- Development by VS Lighting Solutions
  (PANASONIC group)
- CRI above 75

POWER AND **LUMINOUS INTENSITIES** - *LUMINAIRE OUTPUT DATA*

The Slide is ideal to light roads. It has been designed to deliver high-performance road lighting and optimized to meet the requirements of the NF EN 13201 standard in terms of performance, but also of uniformity and glare.

3000 K	350 mA			500 mA			700 mA			1050 mA		
Number of LED	P_t (W)	Φ (lm)	(lm/W)	P_t (W)	Φ (lm)	(lm/W)	P_t (W)	Φ (lm)	(lm/W)	P_t (W)	Φ (lm)	(lm/W)
21 LED	22.5	2299	102	32.7	3133	96	46.4	4112	89	70.6	5506	78

4000 K	350 mA			500 mA			700 mA			1050 mA		
Number of LED	P_t (W)	Φ (lm)	(lm/W)	P_t (W)	Φ (lm)	(lm/W)	P_t (W)	Φ (lm)	(lm/W)	P_t (W)	Φ (lm)	(lm/W)
21 LED	22.5	2419	108	32.7	3266	100	46.4	4326	93	70.6	5793	82

P_t (W) = Total power consumption including driver consumption • Φ Nominal flux (lm) • Luminous efficiency (lm/W)

ORDERING **INFORMATION**

Model	Module	# LED	Drive Current	CCT	Distribution	Line Voltage	Mounting	Color
SLIDE	PL - PHOTOLENS	21			T2			
			35 - (350 mA)	3 - (3000K)		120 V	L - (1 Fixture)	BLK - (Black)
			50 - (500 mA)	4 - (4000K)		220V	S - (2 Fixtures)	BRZ - (Bronze)
			70 - (700 mA)			277 V	T - (2 Fixtures)	SLV - (Silver)
			105 - (1050 mA)			UNV	H - (4 Fixtures)	WHT - (White)
							Wall L - (1F)	(RAL #)
							Wall T - (2F)	

LIGHTING **SCENARIOS**

To adapt to lighting scenarios, the Slide profile luminaire is available in different versions with 1, 2 or 4 lights, designated by letters evoking their shapes. The 1-light L version, for example, is ideal for lighting pathways or alleys, while the 2-light S assembly and 4-light H assembly are perfect for lighting two roads separated by a central reservation. It is worth noting that the T version, just like the H version with two lights per road to be lit, allows for an even greater distance between lighting points.

Slide L & L (m/cp)

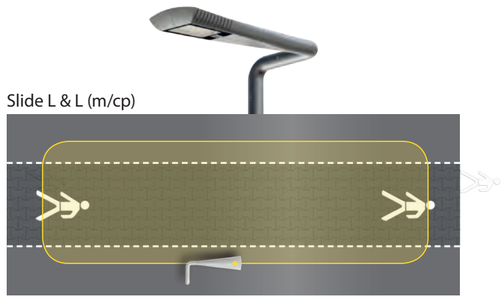

Slide T

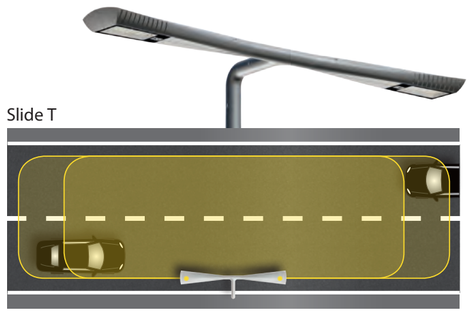

Slide S

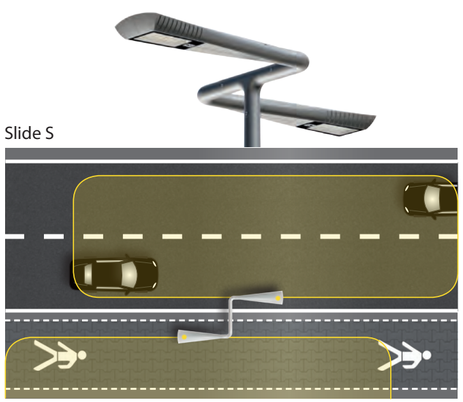

Slide H

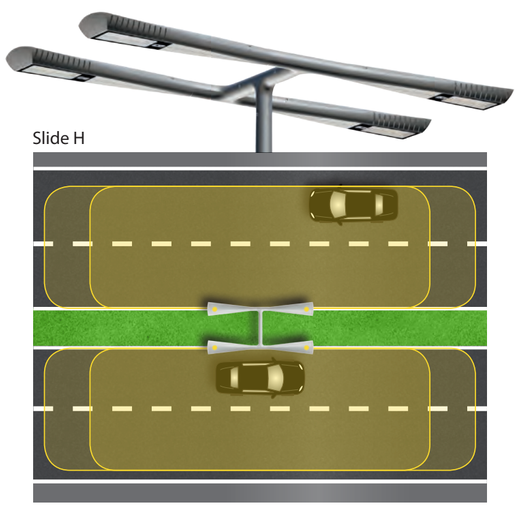

www.ragni-lighting.com

HEAT SINK COVER **(ON REQUEST)**

EXAMPLES OF **ENSEMBLES**

SLIDE

A - Wall-mounted

B - Slide L 400

C - Slide L 500
+ Slide L m/cp

D - Slide S 500

F - Slide H 600

www.ragni-lighting.com

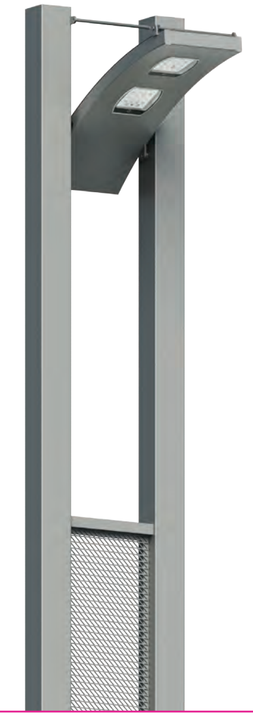

KETCH

ARCHITECTURAL RANGE - **DESIGN LINES**

c UL us LISTED

TECHNICAL **CHARACTERISTICS**

Protection index	
Optical unit	IP 66
Electrical	IP 66
Shock resistance	IK 08
Materials	
Luminaire	Galvanized steel
Pole	Galvanized steel
Protection	Tempered glass

ELECTRICAL **CHARACTERISTICS**

- **Power current up to 700 mA**
- **Surge protector and over/under voltage protection (optional).**
- **Electrical class: class II**
- **Incorporated driver. Two drivers for the two off-set luminaires version**
- **Optional lighting management systems: automatic time-related lowering of intensity with up to 5 levels, presence detection, constant flux, graduation by means of voltage variation, 1-10V or DALI control**

LIGHTING **DISTRIBUTIONS**

Type II
Type III
Type IV
Type V

All information is subject to change without notice

KETCH

DIMENSIONS **(ft)**

One luminaire range

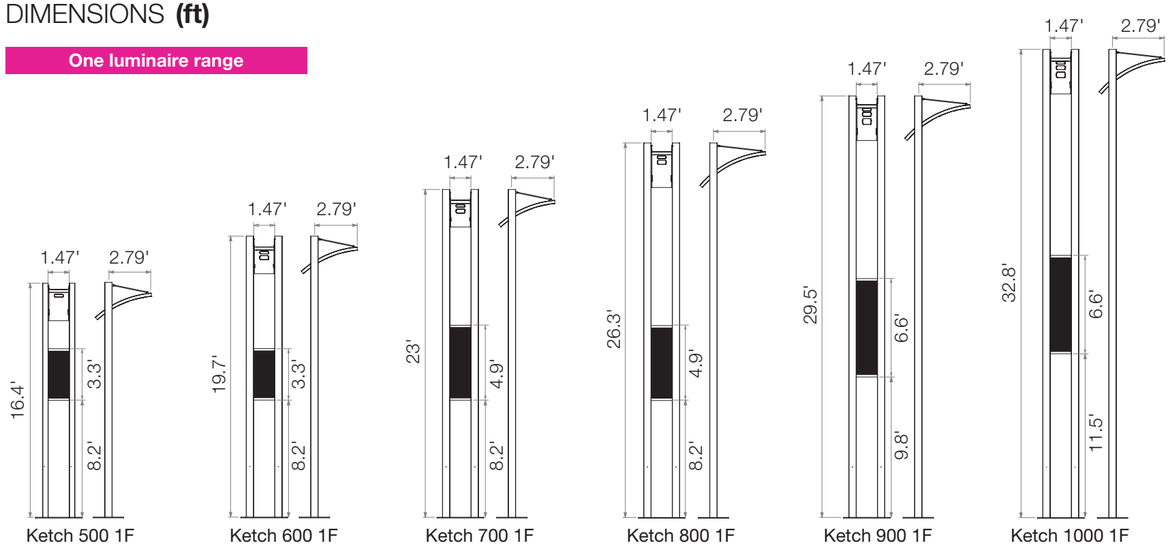

Range with two off-set luminaires

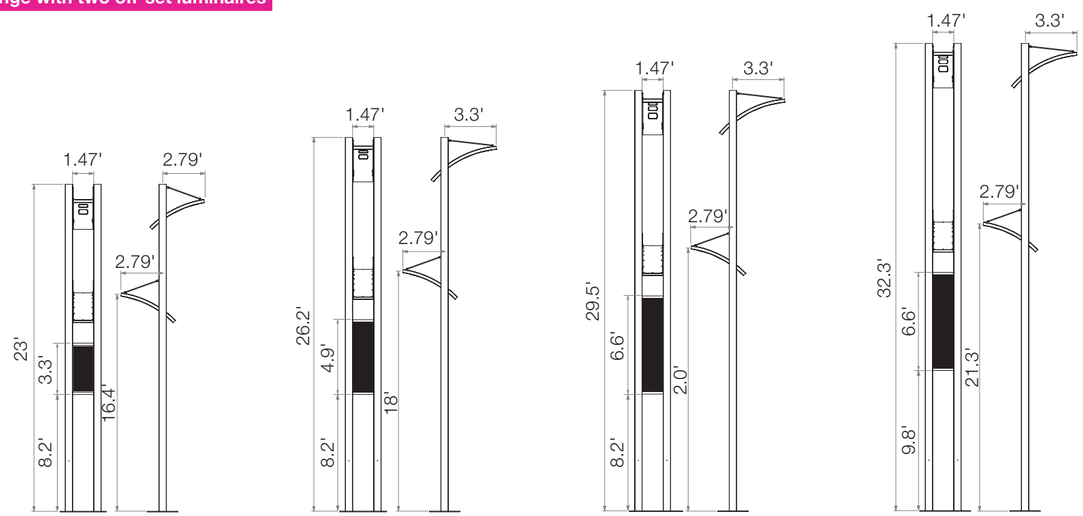

DIMENSIONS **(in)**

Top view

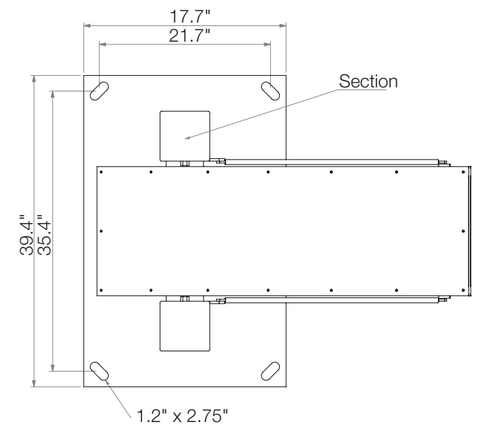

Square-section: 6.3" x 6.3" or Ketch 500 1F: 4.7" x 4.7"

Doors

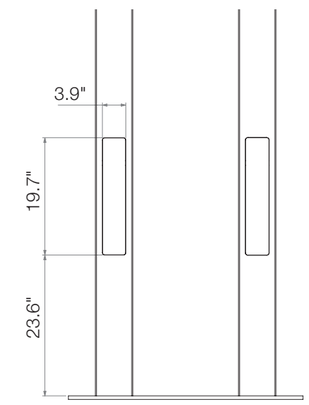

One door for the one luminaire versions.
Two doors for the two off-set luminaires versions.

www.ragni-lighting.com

KETCH

EVO2 **MODULE**

The EVO2 is very compact so that it can be incorporated into numerous luminaires in the Ragni range. In particular, it can replace classic reflectors (high-pressure sodium lamps, metal halide lamps...), and its compactness has made it possible to create the Ketch with its thin profile.

- LED manufacturer: CREE
- LED life-cycle: up to 100,000 hours
- Color temperatures: 3000K ou 4000K.
- CRI above 70

POWER AND **LUMINOUS INTENSITIES PER MODULE** - *LUMINAIRE OUTPUT DATA*

3000 K	350 mA			500 mA			700 mA		
Number of LED	P_t (W)	Φ (lm)	(lm/W)	P_t (W)	Φ (lm)	(lm/W)	P_t (W)	Φ (lm)	(lm/W)
16	21.4	1988	93	28.2	2867	102	36	3636	101
32	34.4	3976	116	48.8	5734	118	68.9	7271	106
48	51	5964	117	72.6	8601	118			

4000 K	350 mA			500 mA			700 mA		
Number of LED	P_t (W)	Φ (lm)	(lm/W)	P_t (W)	Φ (lm)	(lm/W)	P_t (W)	Φ (lm)	(lm/W)
16	21.4	2147	100	28.2	3097	110	36	3932	109
32	34.4	4294	125	48.8	6193	127	68.9	7863	114
48	51	6441	126	72.6	9290	128			

P_t (W) = Total power consumption including driver consumption • Φ Nominal flux (lm) • Luminous efficiency (lm/W)

ORDERING **INFORMATION**

Model	Mast Height	# Modules	Module	# LED	CCT (K)	Drive Current	Distribution	Line Voltage	Color Fixture
KETCH									
	10 ft	1	EVO 1*	10*	3 - (3000)	35 - (350 mA)	T1*	120 V	BLK - (Black)
	12 ft	2	EVO 2+	20*	4 - (4000)	50 - (500 mA)	T2	220 V	BRZ - (Bronze)
	14 ft	3		30*		70 - (700 mA)	T3+	277 V	WHT - (White)
	(CUSTOM)	4				94 - (940 mA)	T4+	347 V	(RAL #)
				16+		105 - (1050 mA)	T5+	480 V	
				32+				UNV	
				48+					

Note* All options marked with an asterisk (*) are only available for OpticaLED Evo 1
Note+ All options marked with a cross (+) are only available for OpticaLED Evo 2

APPEA**RANCE**

The name Ketch - meaning a two-masted sailboat, gracious but strong enough to confront the high seas - has been adopted for this line with a double mast and curved luminaire.

Created to be incorporated into urban planning projects, the Ketch is a decidedly urban and original line with design reminiscent of a sail combined with industrial design. The shape of the Ketch recalls moving mechanical parts such as a balance wheel or engine piston. This rough industrial look also gives the Ketch its urban style.

Option: RAL as per the client's choice.
- The decorative mesh can be painted in the same color as the rest of the ensemble or a different color.

Examples of optional customization of the mesh.



Option:
a colored strip of LEDs can be added around the edge of the mesh to illuminate it in green, blue, red or white.

Option:
an image can be applied to, or cut off, the mesh.
(Example of a cut-out plate acting as a logo and replacing the grid.)

www.ragni-lighting.com

KETCH

RANGE

Ketch is a decidedly urban, modern and original line with a design recalling machinery. The Ketch is available in heights from 16 feet to 33 feet.
It is also available with two off-set luminaires.



KETCH

KETCH 500 1L	KETCH 600 1L	KETCH 700 1L	KETCH 700 2L	KETCH 800 1L	KETCH 800 2L	KETCH 900 1L	KETCH 900 2L	KETCH 1000 1L	KETCH 1000 2L
1 EVO2	2 EVO2	2 EVO2	2 EVO2 + 1 EVO2	2 EVO2	2 EVO2 + 1 EVO2	3 EVO2	3 EVO2+ 2 EVO2	3 EVO2	3 EVO2 + 2 EVO2

www.ragni-lighting.com

www.ragni-lighting.com

Margo
Bollard

LIGHT MARKINGS PRODUCT RANGE - **BOLLARDS**



c UL us LISTED

TECHNICAL **CHARACTERISTICS**

	MARGO 2P	MARGO 3P
Weight (lbs) without controlgear	19.8	22.0
EPA (ft²)	0.75	
Protection index		
Optical unit	IP 66	
Connectors and driver	IP 65 minimum in IP 33 electrical compartment	
Shock resistance	Body IK 10	
Materials:		
Luminaire	Injected cast aluminium	
Tube	Galvanized steel	

ELECTRICAL **CHARACTERISTICS**

- **Power current up to 700mA**
- **Electrical class: class II**
- **Incorporated driver**
- **Varistor (protection against highter voltages)**
- **Optional lighting management systems: automatic adjustment with up to 5 levels depending on the time of day, constant flux, graduation via voltage variation, command 1-10V or DALI.**

LIGHTING **DISTRIBUTIONS**

Type I

All information is subject to change without notice

Margo
Bollard

DIMENSIONS **(in)**

MARGO 2P 6 LED

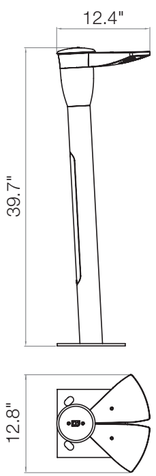

MARGO 3P 9 LED

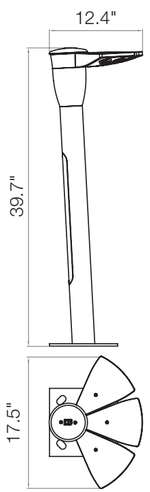

BASE PLATE

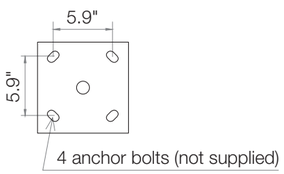

3 LED **MODULE**

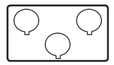

We selected the LEDs among the best on the market for their quality and efficiency.
The 3 LED module has been developed during the Margo's design phase for compatibility and optimal performance of the luminaire..

- LED manufacturer: NICHIA
- LED life cycle: 80 000 hours at 70% @ 700 mA
- Color temperature: 3500K or 4500K
  (other color temperatures on request)
- Development by VS Lighting Solutions (PANASONIC group)
- CRI above 75
- Protection index: IP 66
- Thermally self-managed module

POWER AND **LUMINOUS INTENSITIES** - *LUMINAIRE OUTPUT DATA*

Number of LED	175 mA			350 mA			500 mA			700 mA		
	P_t (W)	Φ (lm)	(lm/W)	P_t (W)	Φ (lm)	(lm/W)	P_t (W)	Φ (lm)	(lm/W)	P_t (W)	Φ (lm)	(lm/W)
6	4	320	80	8	640	80	11	840	76.36	16	1120	70
9	6	480	80	11	960	87.27	16	1260	78.75	23	1680	73.04

Pt (W) = Total power consumption including driver consumption • Φ Nominal flux (lm) • Luminous efficiency (lm/W)

www.ragni-lighting.com

SEKOYA

LIGHT MARKINGS PRODUCT RANGE - **BOLLARDS**

c UL us LISTED

TECHNICAL **CHARACTERISTICS**

Weight (lbs)					
Sekoya S1	26.4	Sekoya M1	44.1	Sekoya L1	55.1
Sekoya S2	37.5	Sekoya M2	55.1	Sekoya L2	66.1
		Sekoya M3	63.9	Sekoya L3	75.0
		Sekoya MR2	61.7	Sekoya LR2	72.8
		Sekoya MR3	77.2	Sekoya LR3	88.2

Protection index	
Optical unit	IP 66
Connectors and driver	IP 65 minimum in IP 33 electrical compartment
Shock resistance	Body IK 10
Materials	Lighting module: Injected cast aluminium • Body: Extruded aluminium • Base plate: Cast aluminium

ELECTRICAL **CHARACTERISTICS**

- **Power current up to 700mA**
- **Incorporated driver and possibility of incorporating a class II unit.**
- **Electrical class: II**
- **Nominal voltage: 230V**
- **Varistor (protection against highter voltages)**
- **Optional lighting management systems: automatic time-related adjustment with up to 5 levels, presence detection, constant flux, graduation by means of voltage variation, 1-10V or DALI control.**

LIGHTING **DISTRIBUTIONS**

Type I
Type V

All information is subject to change without notice

SEKOYA

DIMENSIONS **(in/ft)**

1 MODULE

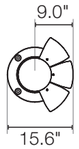

2 MODULES

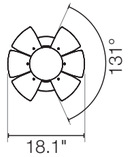

3 MODULES

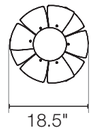

BASE PLATE

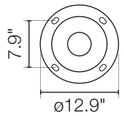

4 anchor bolts (not supplied)

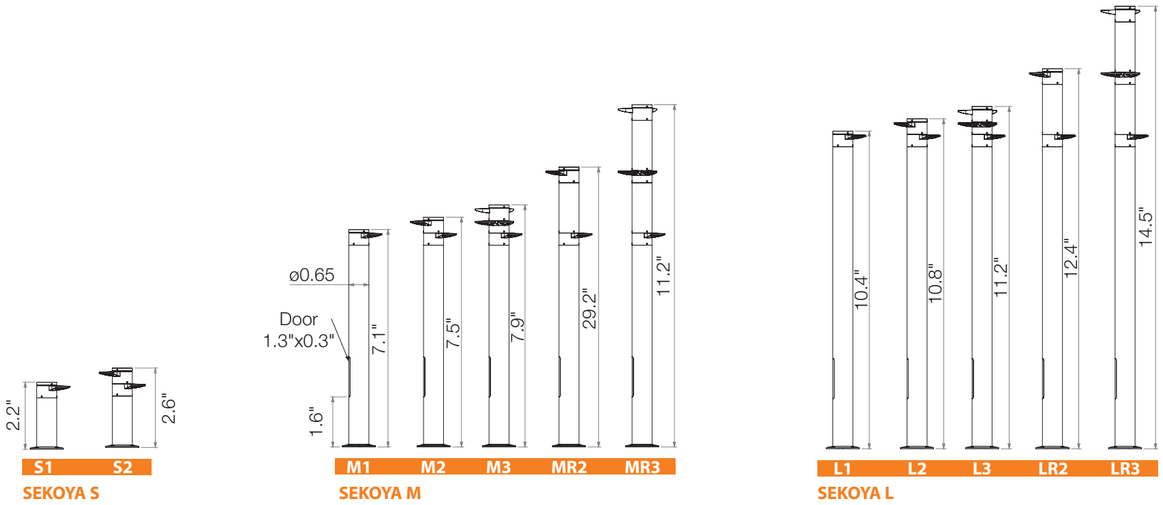

APPEA**RANCE**

Optional decorative modules of colored LEDs can be incorporated into the Sekoya bollard for colorful and pretty lighting.



3 LED **MODULE**

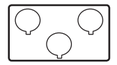

We have selected our LEDs from the best on the market for their quality and efficiency. The 3 LED module has been developed to adapt perfectly to the petals used for the Sekoya bollard.

- LED manufacturer: NICHIA
- LED life cycle: 80 000 hours at 70% @ 700 mA
- Color temperature: 3500K or 4500K (other color temperatures on request)
- Development by VS Lighting Solutions (PANASONIC group)
- CRI above 75
- Protection index: IP 66
- Thermally self-managed module

POWER AND **LUMINOUS INTENSITIES** - *LUMINAIRE OUTPUT DATA*

Number of modules	Number of LEDs	175 mA			350 mA			500 mA			700 mA		
		P_t (W)	Φ (lm)	(lm/W)	P_t (W)	Φ (lm)	(lm/W)	P_t (W)	Φ (lm)	(lm/W)	P_t (W)	Φ (lm)	(lm/W)
1	9	6	480	80.00	11	960	87.27	16	1260	78.75	23	1680	73.04
2	18	11	960	87.27	22	1920	87.27	31	2520	81.29	43	3360	78.14
3	27	16	1440	90.00	32	2880	90.00	46	3780	82.17	64	5040	78.75

Pt (W) = Total power consumption including driver consumption • Φ Nominal flux (lm) • Luminous efficiency (lm/W)

ORDERING **INFORMATION**

Model	Size	Module	# Modules	CCT	Drive Current	Line Voltage	Pole Color	Petal Face	Petal Back
SEKOYA		M3							
	S		3	3500 K	175 mA	120 V	Black	Black	Black
	M		6	4500 K	350 mA	220 V	Bronze	Bronze	Bronze
	MR		9		500 mA	277 V	Silver	Silver	Silver
	L				700 mA	347 V	White	White	White
	LR					480 V	RAL #	RAL #	RAL #
						UNV			

www.ragni-lighting.com

SEKOYA

RAN**GE**



Sekoya S

Sekoya M

Sekoya L

www.ragni-lighting.com

SEKOYA

TALIS

LIGHT MARKINGS PRODUCT RANGE - **BOLLARDS**

c UL us LISTED

TECHNICAL **CHARACTERISTICS**

Version	S1	M1	M2	L1	L2	L3
Number of LED modules	1	1	2	1	2	3
Height (ft)	11.8	15.7	15.7	19.7	19.7	19.7
Weight (lbs)	101.4	130.1	127.9	158.7	156.5	154.3
Protection index	IP 65					
Shock resistance	IK 10					
Materials:						
Body	Extruded aluminium					
Protection	Transparent PC with anti-UV treatment					

ELECTRICAL **CHARACTERISTICS**

- Power current up to 800 mA
- Electrical class: II
- Incorporated driver
- Varistor (protection against higher voltages)
- Optional lighting management systems: automatic time-related lowering of intensity with up to 5 levels, presence detection, constant flux, graduation by means of voltage variation, command 1-10V, communication DALI or PWM.

LIGHTING **DISTRIBUTIONS**

Type II

All information is subject to change without notice

TALIS

DIMENSIONS **(in/ft)**

SEEN FROM ABOVE

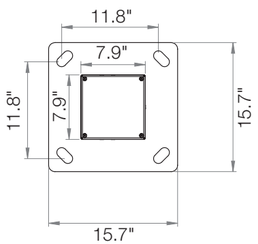

DOOR

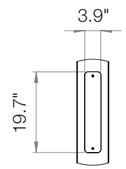

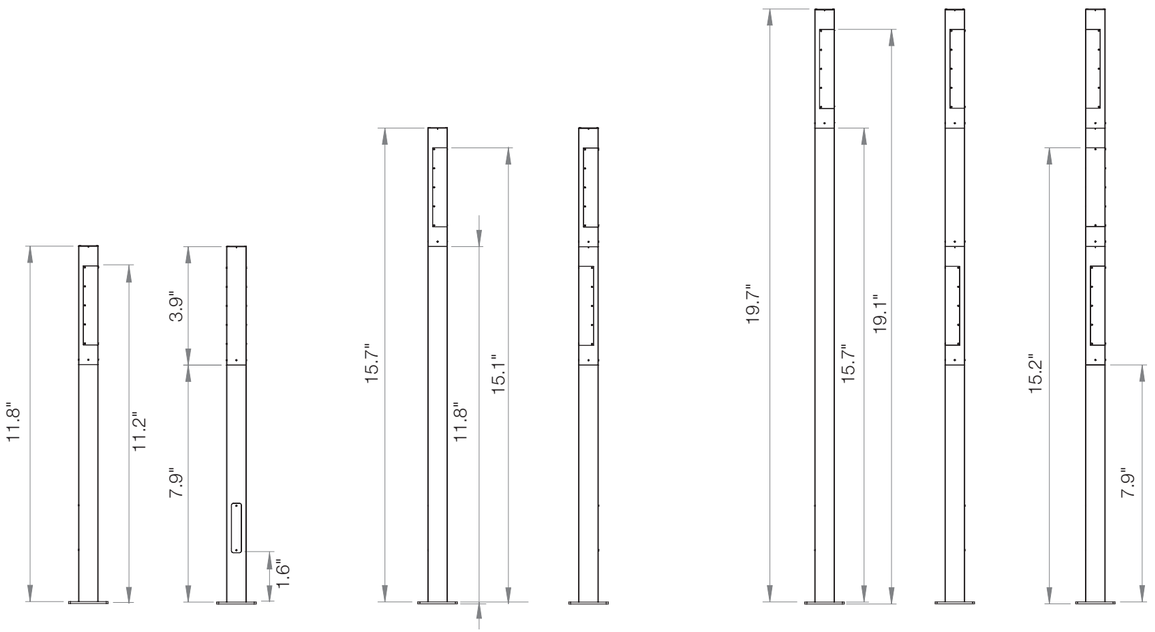

TALIS S1 | TALIS M1 | TALIS M2 | TALIS L1 | TALIS L2 | TALIS L3

AcuiSens asymmetrical

ACUISENS **MODULE**

The AcuiSens module is a compact LED module composed of 16 LEDs. Talis uses the asymmetrical distribution version. It owes its name on the one hand to the visual clarity it provides and, on the other hand, to the feeling of softness conveyed by its ambiance lighting. AcuiSens is thermally self-managed thanks to a built-in diaphragm (SYNJET® technology).

POWER AND **LUMINOUS INTENSITIES** - *LUMINAIRE OUTPUT DATA*

Number of LEDs	350 mA			500 mA			700 mA			800 mA		
	P_t (W)	Φ (lm)	(lm/W)	P_t (W)	Φ (lm)	(lm/W)	P_t (W)	Φ (lm)	(lm/W)	P_t (W)	Φ (lm)	(lm/W)
16	21	2200	104.8	30	2900	96.7	40	3850	96.3	47	4150	88.3

Pt (W) = Total power consumption including driver consumption • Φ Nominal flux (lm) • Luminous efficiency (lm/W)

ORDERING **INFORMATION**

Fixture	Size	No. of Heads	Lens	Window 2 Direction*	Window 3 Direction*	Module	CCT	Drive Current	Dist	Line Voltage	Color
TALIS						1AS16			T2		
	S	1	CL - (Clear)	X (BLANK OR N/A)	X (BLANK OR N/A)		3 (3000 K)	35 (350 mA)		120 V	Black
	M	2	FR - (Frosted)	0 (0°)	0 (0°)		4 (4000 K)	50 (500 mA)		220 V	Bronze
	L	3		1 (90°)	1 (90°)			70 (700 mA)		277 V	Silver
				2 (180°)	2 (180°)			90 (900 mA)		347 V	White
				3 (270°)	3 (270°)					480 V	RAL #
										UNV	

www.ragni-lighting.com

RANGE

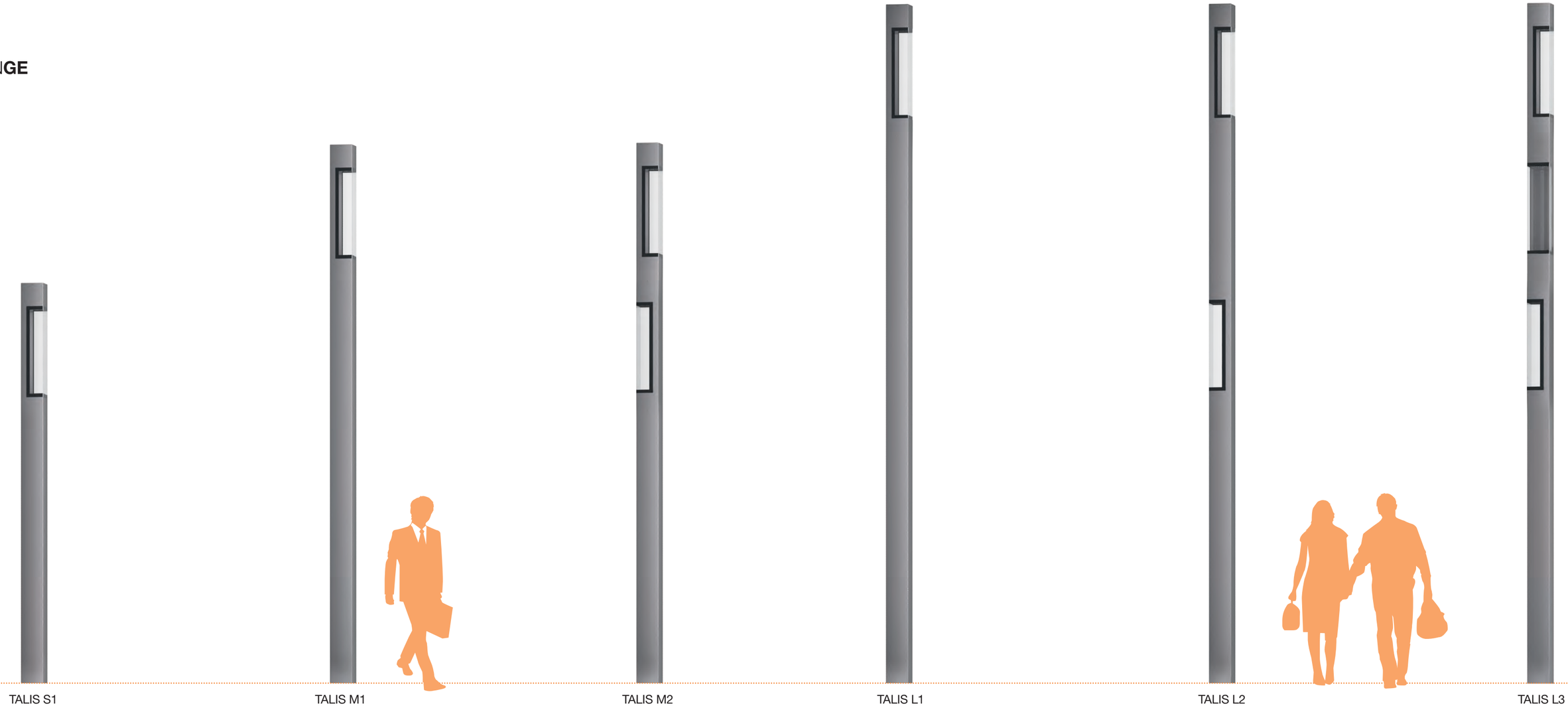

TALIS S1 TALIS M1 TALIS M2 TALIS L1 TALIS L2 TALIS L3

www.ragni-lighting.com

TALIS

TIGEA LED

LIGHT MARKINGS PRODUCT RANGE - **BOLLARDS**

c UL us LISTED

TECHNICAL **CHARACTERISTICS**

	Tigea 3500	Tigea 4000	Tigea 4500	Tigea 5000
Height (ft)	11.5	13.1	14.8	16.4
Weight (lbs)	63.9	71.7	79.8	88.0
Protection index				
Optical unit		IP 65		
Electrical compartment		IP 54		
Shock resistance		IK 10		
Materials:				
Body		Aluminium		
Protection		Transparent PC with anti-UV treatment		

ELECTRICAL **CHARACTERISTICS**

- **Power current up to 800 mA**
- **Electrical class: II**
- **Incorporated driver**
- **Varistor (protection against highter voltages)**
- **Optional lighting management systems: automatic time-related lowering of intensity with up to 5 levels, presence detection, constant flux, graduation by means of voltage variation, command 1-10V, communication DALI or PWM.**

LIGHTING **DISTRIBUTIONS**

Type II
Type V

All information is subject to change without notice

TIGEA LED

DIMENSIONS **(in/ft)**

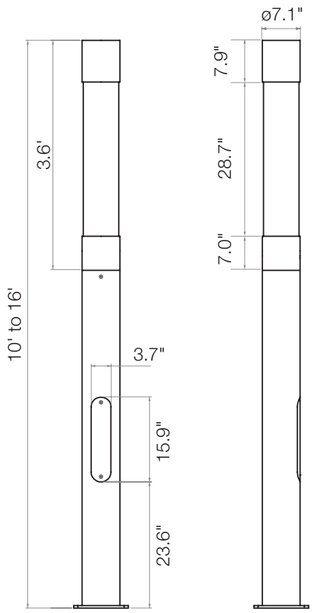

Base plate

ACUISENS **MODULE**

The AcuiSens module is a compact LED module composed of 16 LEDs. It is available in a circular distribution pattern and an asymmetrical distribution. It owes its name on the one hand to the visual clarity it provides and, on the other hand, to the feeling of softness conveyed by its ambiance lighting. AcuiSens is thermally self-managed thanks to a built-in diaphragm (SYNJET® technology).

AcuiSens circular symmetrical

AcuiSens asymmetrical

POWER AND **LUMINOUS INTENSITIES** - *LUMINAIRE OUTPUT DATA*

Number of LEDs	350 mA			500 mA			700 mA			800 mA		
	P_t (W)	Φ (lm)	(lm/W)	P_t (W)	Φ (lm)	(lm/W)	P_t (W)	Φ (lm)	(lm/W)	P_t (W)	Φ (lm)	(lm/W)
16	21	2200	104.8	30	2900	96.7	40	3850	96.3	47	4150	88.3

Pt (W) = Total power consumption including driver consumption • Φ Nominal flux (lm) • Luminous efficiency (lm/W)

ORDERING **INFORMATION**

Fixture	Height (ft)	Module	CCT	Drive Current	Distribution	Line Voltage	Color
TIGEA		1AS16					
	10		3 - (3000K)	35 - (350 mA)	T2	120 V	Black
	12		4 - (4000K)	50 - (500 mA)	T5	220 V	Bronze
	14			70 - (700 mA)		277 V	Silver
	16			90 - (900 mA)		347 V	White
						480 V	RAL #
						UNV	

www.ragni-lighting.com

TIGEA LED

www.ragni-lighting.com

GRAPHIS LED

LIGHT MARKINGS PRODUCT RANGE - **BOLLARDS**

c UL us LISTED

TECHNICAL **CHARACTERISTICS**

	Graphis 600	Graphis 900	Graphis 1200
Height (in)	23.6	35.4	47.2
Weight (lbs)	8.3	10.3	12.4
Protection index			
Optical unit		IP 65	
Shock resistance		IK 10	
Materials			
Body		Aluminium	
Head		Injected cast aluminium	
Protection		Sun proof PC	

ELECTRICAL **CHARACTERISTICS**

- **Fed directly on the 220 V**
- **Electrical class: I and II**
- **Nominal tension / Frequency: 220-240 V / 50/60 Hz**

LIGHTING **DISTRIBUTIONS**

Type III
Type V

All information is subject to change without notice

GRAPHIS LED

DIMENSIONS **(in)**

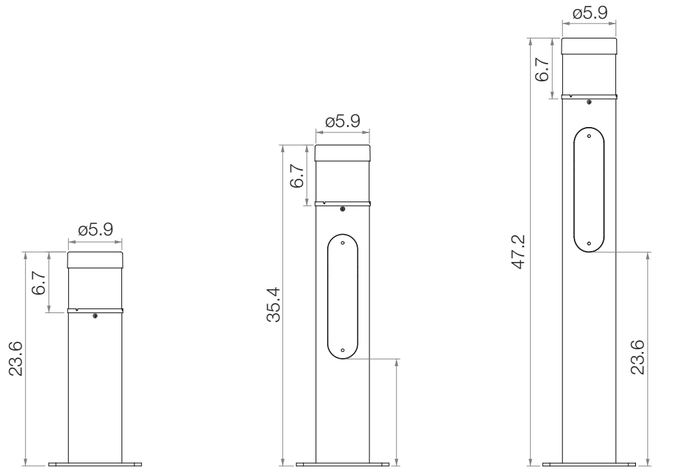

GRAPHIS 600 | GRAPHIS 900 | GRAPHIS 1200

DOOR

5.1" x 11.0"

Base plate

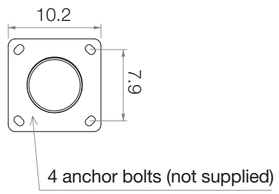

LED **MODULE**

We have selected our LEDs from the best on the market for their quality and efficiency.

- LED manufacturer: CREE
- LED's life cycle: up to 100 000 hours i.e.: 55 000 hours at 70% @ 500 mA
- Color temperature: 3000K (4000K on request)
- CRI above 70

POWER AND **LUMINOUS INTENSITIES** - *LUMINAIRE OUTPUT DATA*

	350 mA			500 mA		
	P_t (W)	Φ (lm)	(lm/W)	P_t (W)	Φ (lm)	(lm/W)
3000 K	10	994	99	14	1434	102
4000 K	10	1074	107	14	1549	111

Pt (W) = Total power consumption including driver consumption • Φ Nominal flux (lm) • Luminous efficiency (lm/W)

ORDERING **INFORMATION**

Fixture	Module	Size	CCT	Drive Current	Distribution	Line Voltage	Color
GRAPHIS	FF 22						
		S - (24")	3 - (3000K)	3.5 - (350 mA)	T2	120 V	Black
		M - (36")	4 - (4000K)	5.3 - (530 mA)	T3	220 V	Bronze
		L - (48")		7.0 - (700 mA)	T4	277 V	Silver
				10 - (1000 mA)	T5	347 V	White
						480 V	RAL #
						UNV	

www.ragni-lighting.com

GRAPHIS LED

EXAMPLES OF **ENSEMBLES**

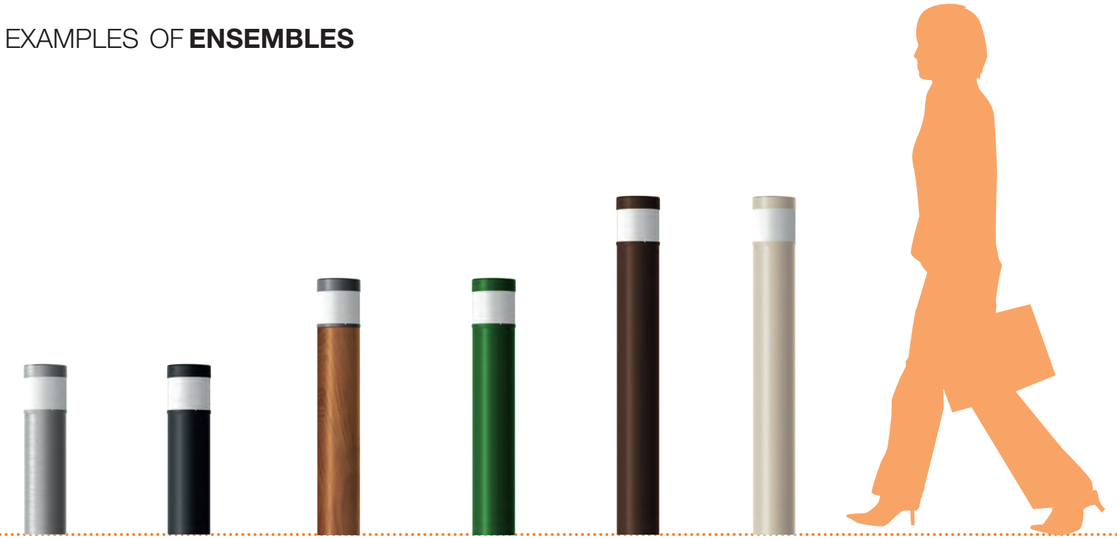

MODULES

AcuiSens

AMBIANCE LIGHTING **MODULE**

TECHNICAL **CHARACTERISTICS**

Weight (lbs)	1.0
Protection index	To integrate in an enclosure IP 54 minimum
Materials: Heat-sink	 Extruded cast aluminium
Mounting	Front mounting on the PCB with 3 screws M3 or on the back of the heat-sink with 4 screws M3

ELECTRICAL **CHARACTERISTICS**

- Thermally self-managed
- Operating temperature: from -30°C to +70°C
- Electrical class II
- Environmentally-friendly
- Limited glare (TI<10 NF EN 13201-2)
- No light pollution: ULOR 0%
- Eligible in the EEC in the functional category
- Complies with the RoHS requirements
- Possibility of dimming (lighting management)

LIGHTING **DISTRIBUTIONS**

Type II
Type V

All information is subject to change without notice

ACUISENS

DIMENSIONS **(In)**

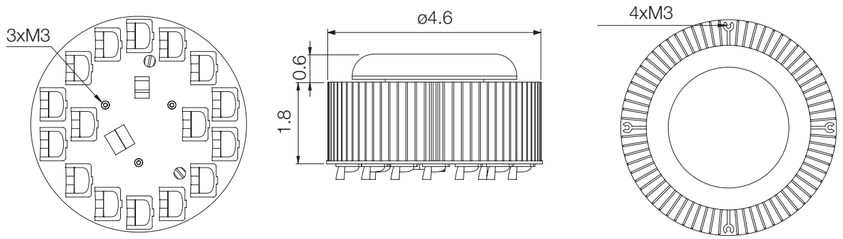

THERMAL **MANAGEMENT**

The AcuiSens module doesn't have a fan, it is thermally self-managed thanks to an integrated oscillating diaphragm (SYNJET® technology).
A function of automatic current reduction by temperature control, is also integrated to prevent overheating.

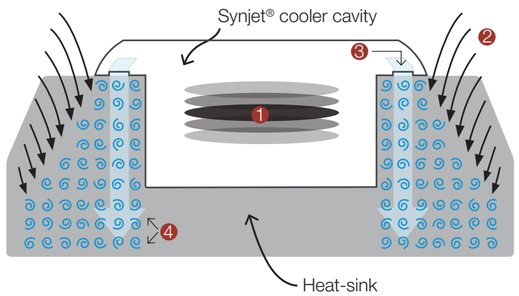

1. Oscillating diaphragm
2. Entrained air
3. High velocity jet flow
4. Turbulent air flow

LIGHTING **MANAGEMENT**

Optional lighting management systems: automatic time-related lowering of intensity with up to 5 levels, presence detection, constant flux, 1-10V control, DALI or PWM communication.

INPUT **INTENSITY**

3500K	350 mA			500 mA			700 mA			800 mA			950 mA		
Number of LED	P_t (W)	Φ (lm)	(lm/W)	P_t (W)	Φ (lm)	(lm/W)	P_t (W)	Φ (lm)	(lm/W)	P_t (W)	Φ (lm)	(lm/W)	P_t (W)	Φ (lm)	(lm/W)
16	21	2200	104.8	30	2900	96.7	40	3850	96.3	47	4150	88.3	55	4600	83.6

4500K	350 mA			500 mA			700 mA			800 mA			950 mA		
Number of LED	P_t (W)	Φ (lm)	(lm/W)	P_t (W)	Φ (lm)	(lm/W)	P_t (W)	Φ (lm)	(lm/W)	P_t (W)	Φ (lm)	(lm/W)	P_t (W)	Φ (lm)	(lm/W)
16	21	2200	104.8	30	2900	96.7	40	3850	96.3	47	4150	88.3	55	4600	83.6

Pt (W) = Total power consumption including driver consumption • Φ Nominal flux (lm) • Luminous efficiency (lm/W)

LIGHTING **PERFORMANCE**

MacAdam ellipse

The colour temperature of our LED is controlled via detailed grading by VS Lighting.
The chromatic variation of the LED that we use is between 3 and 4 on the MacAdam scale, ranging from 2 to 7 (2: imperceptible variation and 7: maximum variation).

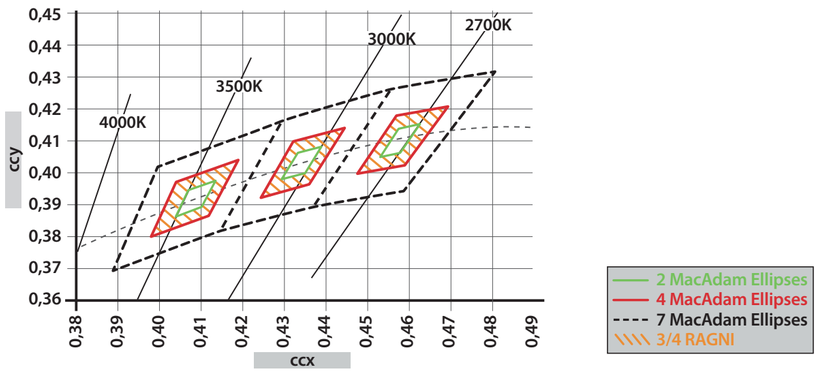

www.ragni-lighting.com

ACUISENS

TECHNICAL **CHARACTERISTICS**

Characteristics

Lens material
Lens: ME

LED manufacturer
CREE
Type: XT-E
CRI > 70

Photometrical code
4500 K ⟶ 745/349
3500 K ⟶ 735/349

735/349
- CRI code
- Colour temperature (K)
- Initial distribution of chromaticity coordinates in a MacAdam ellipse level 3 - Code 3
- Luminous flux maintenance code (from 0 to 10)
- Maintained distribution of chromaticity coordinates in a MacAdam ellipse level 4 - Code 4

Color temperatures

3500K — 4500K

Luminous spectrums

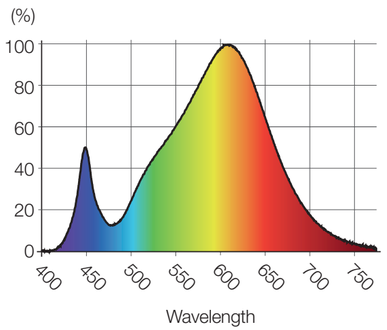

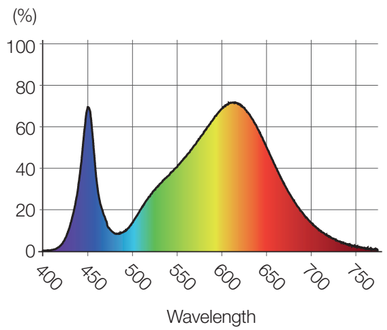

LUMINAIRES AND BOLLARDS **USING ACUISENS MODULE**

ALTESIA

DANIS

CERES

ACREA / TIGEA LED

LUISANE

SATHIS

STELIA

SYLEA

SYLESIS

MIRAMAS

ROUROISE

TALIS

www.ragni-lighting.com

AcuiSens

www.ragni-lighting.com

EVO2

LED **MODULE**

c UL us LISTED

TECHNICAL **CHARACTERISTICS**

Weight (lbs)	0.83 / 1.23 (sealed version)
Protection index	IP 66 (sealed version)
Shock resistance (Body)	IK 10
Shock resistance (Protection)	IK 08
Materials:	
Heat-sink	Injected cast aluminium
Protection	Tempered glass
Sealing washer (tight version)	Cellular silicone
Mounting	With 4 screws in lower section (Ø4 max.) or 4 M4 screws in upper section (optional)

ELECTRICAL **CHARACTERISTICS**

- Operating temperature: from -30°C to +35°C
- Avalaible in a sealed version (IP 66) with pressure regulator venting hole
- Electrical class II
- Environmentally-friendly
- PCB and optics independently removable
- No light pollution:
- Complies with the RoHS requirements
- Possibility of dimming (lighting management)
- LED service life: up to 100,000 hours
- Five-year warranty (Optional extended warranty on request)
- Surge protector

LIGHTING **DISTRIBUTIONS**

Type II
Type III
Type IV
Type V

All information is subject to change without notice

www.ragni-lighting.com

EVO2

DIMENSIONS **(In)**

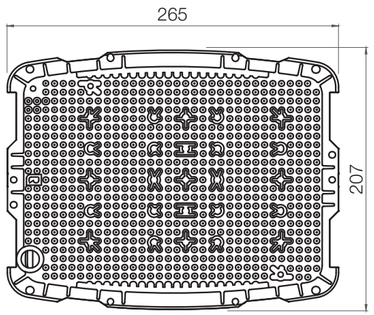

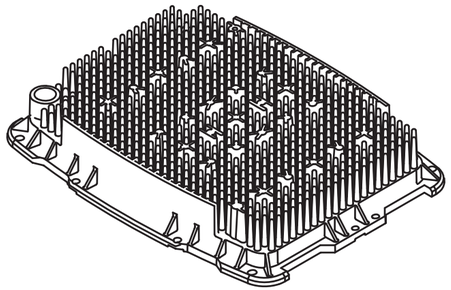

POWER AND **LUMINOUS INTENSITIES**

3000K	350 mA			500 mA			700 mA		
Number of LED	P_t (W)	Φ (lm)	(lm/W)	P_t (W)	Φ (lm)	(lm/W)	P_t (W)	Φ (lm)	(lm/W)
16	21.4	1988	93	28.2	2867	102	36	3636	101
32	34.4	3976	116	48.8	5734	118	68.9	7271	106
48	51	5964	117	72.6	8601	118	102.3*	10907*	107*

4000K	350 mA			500 mA			700 mA		
Number of LED	P_t (W)	Φ (lm)	(lm/W)	P_t (W)	Φ (lm)	(lm/W)	P_t (W)	Φ (lm)	(lm/W)
16	21.4	2147	100	28.2	3097	110	36	3932	109
32	34.4	4294	125	48.8	6193	127	68.9	7863	114
48	51	6441	126	72.6	9290	128	102.3*	11795*	115*

Pt (W) = Total power consumption including driver consumption • Φ Nominal flux (lm) • Luminous efficiency (lm/W)

THERMAL **MANAGEMENT**

Passive heat-sink

Inserted directly behind the PCB and in contact with the body of the luminaire to improve the thermal conduction.

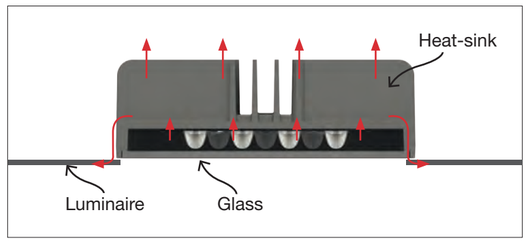

LIGHTING **MANAGEMENT**

Optional lighting management systems: automatic time-related lowering of intensity with up to 5 levels, presence detection, constant flux, graduation by means of voltage variation, 1-10V, LineSwitch or DALI control.

LIGHTING **PERFORMANCE**

MacAdam ellipse

The chromatic variation of the LEDs that we use is between 4 and 7 on the MacAdam scale.

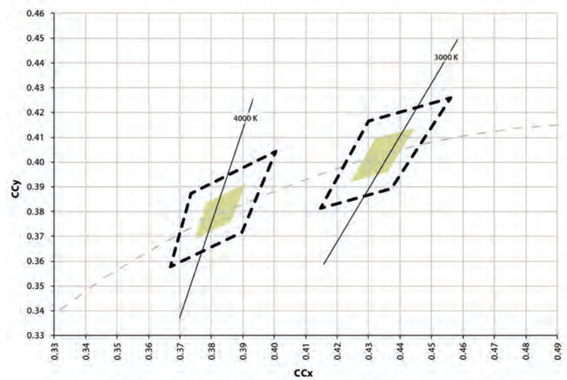

—4 MacAdam Ellipses
---- 7 MacAdam Ellipses

Luminous flux maintenance related to LED lifetime

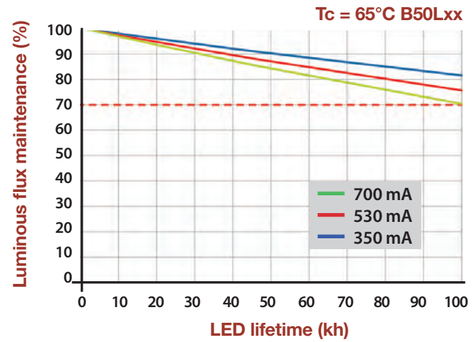

www.ragni-lighting.com

EVO2

TECHNICAL **CHARACTERISTICS**

A fickle and evolutionary ecodesign

Vent
(sealed version only)
Regulate the internal pressure of the module, prevents the condensation and protects the LED longevity.

Heat sink
Made of injected cast aluminium, it provides an effective cooling of the module thanks to multiple fins.

Seal
Made of cellular silicone, it ensures the module is completely sealed (IP66).

Collar
(sealed version only)
Made of injected cast aluminium, it keeps the module sealed and tight.

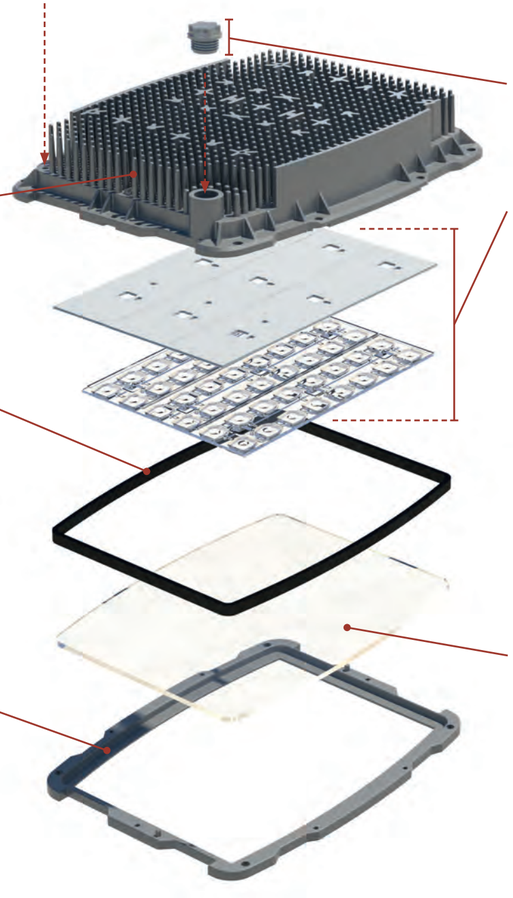

Membrane entry grommet

LED PCB + Optical
The PCB and the lenses are independently removable, allowing a large variation in the number of LEDs and the photometry. This modularity also allows the future evolution of the EVO2 in a constantly evolving and technologically progressive era.

Protection
(sealed version only)
Made of tempered glass, it ensures the protection of the luminaire.

LIGHTING **PERFORMANCE**

Characteristics

Lens material
Methacrylate
LED manufacturer
CREE
Type: CMS
CRI > 70
Photometrical code
4000 K ⟶ 730/479
3000 K ⟶ 740/479

730/479
- CRI code
- Colour temperature (K)
- Initial distribution of chromaticity coordinates in a MacAdam ellipse level 4 - Code 4
- Maintained distribution of chromaticity coordinates in a MacAdam ellipse level 7 - Code 7
- Luminous flux maintance code (from 0 to 10)

Color temperatures

3000K — 4000K



Other color temperature on request.

Luminous spectrums

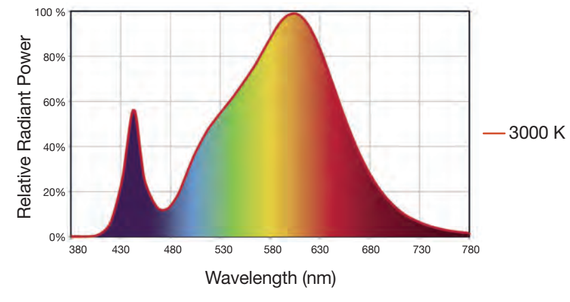

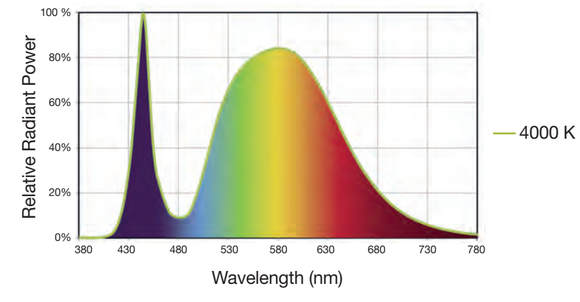

www.ragni-lighting.com

EVO2

COMPATIBLE **LUMINAIRES**

CONTEMPORARY LUMINAIRES

ALYRIA

ATILEA

GARDENIA

RANGUIN

FULLONIA

MYRINA

ORITRAM

ORIGIA

URBANE

KARINA

LETO

ROGNAC

ATINIA

THYRIA

EKKO

CYDIAS

VENUS

JOYAU

JUPITER

TIRCIS

R-LIGHT

LANTANA

INITIALE

DO RE MI FA

www.ragni-lighting.com

EVO2

COMPATIBLE **LUMINAIRES**

CONTEMPORARY LUMINAIRES

OPUS



BAZAS

DOMITIENNE

KETCH

NATIONS

ELANCIA

TRADITIONAL LUMINAIRES

CAP FERRAT

CARROS

EZE 50

MANDELIEU

MONACO

MOUGINS-VALBONNE

OPIO

RAMATUELLE

SOPHIA

ST-JEANNET

ST-PAUL

VENCE

www.ragni-lighting.com

ARMS

ARMS

ABAX



ACIDALIS

ACTI



AGANICE



AGLIEE

AIXIA

AKA

ALBA



ALBUNA

ALIPIA

ALIX (ST)

AMATURIA

MOUNTING FIXTURE

Wall mounting
Side mounting
1 light
Top mounting
2 lights
Suspended

www.ragni-lighting.com

AMAURIS

ANACLA

ANDRE (ST)

CECIA

CERPIA

CERURA

ANOMIS

ARCTIA

ARION

CETHOSIA

CLIPPER


CONTOISE

ARKO

ATALA


ATILIS


CORION

CYANIRIS


CYNIS

BRIENA

BUSSELIA


CADENCE

CYRILLE (ST)

DALIA

DELPHIN

MOUNTING FIXTURE
Wall mounting
Side mounting
1 light
Top mounting
2 lights
Suspended

www.ragni-lighting.com

DENISIA

ECLASSIS



ELINA

FOLARIA

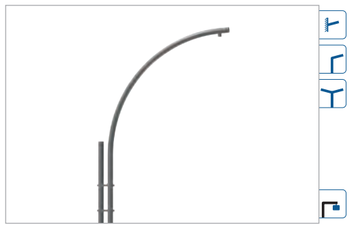

GEOMETRA

GRAFIA

EMANA



ENCIERRO

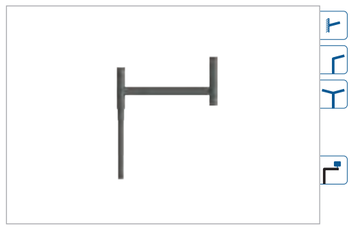

EPICEA

HIMERA



HYPENIA

IOLAS

EPIRO

ETALIA



ETALONA



KA



KAMILIA

KAÏROS



ETANIS

EXIS

FAUCILIA

KIKO

LACENIA

LAGON

MOUNTING FIXTURE: Wall mounting, Side mounting, 1 light, Top mounting, 2 lights, Suspended

www.ragni-lighting.com


LARKIA

LATHONIA

LIBRA


NICEA

NIKAIA


NIRVA

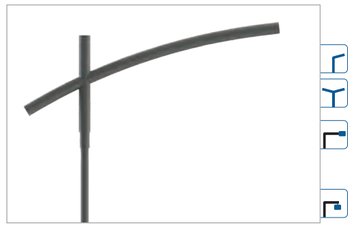
LOCIANA

LOUIS (ST)

LYA

OCIRA

ONDEE

ORIZALE

LYCIA


LYPARIS

MELITEE

ORIZUS

PALYCIA


PARAGA

MORHANGE


NACIA


NEPTIS

PARME

PAVONIA


PELICA

MOUNTING FIXTURE: Wall mounting, Side mounting, 1 light, Top mounting, 2 lights, Suspended

www.ragni-lighting.com

ARMS


PELINA


POLIS


PRINCIALE

TEHINA


THAURIUS

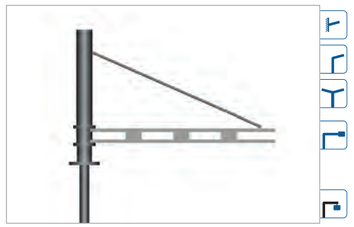
THERA

ROBINE

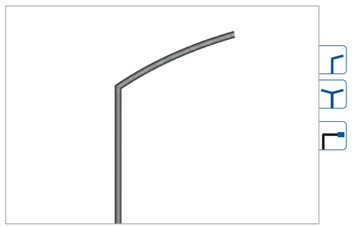
ROME

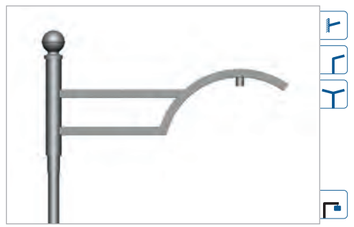
SALERNOISE


TIFORA

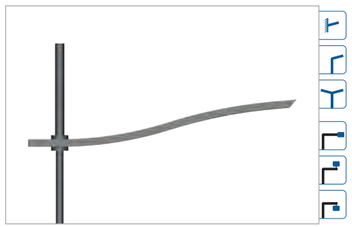
TILLANDSIA

TOMINIA


SALMA

SETRA


STERIA


TURIN

VERTIGE


VOLTIC

SURF

SURFINA

SWING

ZILOIS

ZIPATIS

ZORELA

MOUNTING FIXTURE
Wall mounting
Side mounting
1 light
Top mounting
2 lights
Suspended

www.ragni-lighting.com

ACCESSORIES

DECOLED

DECORATIVE LED **ACCESSORIES**



TECHNICAL **CHARACTERISTICS**

Protection index	IP66
Shock resistance	IK 10
Materials	Diffusing white polyethylene
Electrical class	II
Maximum power	1 x LED 1 W, 220 V - 50 HZ
Mounting:	For tube Ø2.36” or Ø2.99” (Decoled cap also available in Ø3.50”) Delivered pre-cabled (cable length on request)
Standard colors	White, Green, Red and Blue

- Finished look for pole bracket
- 4 shapes: 23.6” Decoled peak, Himera Decoled peak, Decoled sphere, and Decoled cap
- 4 colors: white, green, red, and blue
- White by day
- Diffused light
- Allows for easily customized ensemble
- Can be used for festive light displays

All information is subject to change without notice

DIMENSIONS **(In)**

	ØA	B
Decoled peak	2.36”/ 2.99”	23.60”
Himera Decoled peak	4.29”/ 4.68”	5.11”/ 5.90”
Decoled sphere	4.13”/ 4.52”	3.54”/ 3.74”
Decoled cap	2.36”/ 2.99”	2.36”/ 3.15”

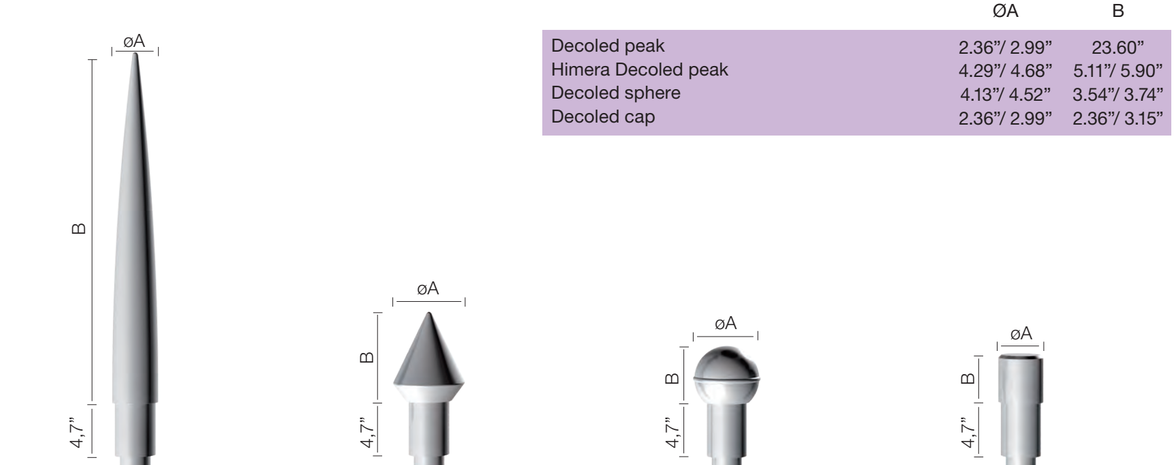

www.ragni-lighting.com

SOLAR LIGHTING by NOVEA

NOVEA

www.ragni-lighting.com

AUTONOMOUS LIGHTING

NOVEA



SOLAR DEDICATED POLES

INTEGRATED SETS



- **ASYMMETRICAL** LIGHTING
- **SYMMETRICAL** LIGHTING

SOLAR COMBINATIONS

- EQUIPMENT **UNDER THE PANEL**, **UNDERGROUND**, IN THE **POLE** OR IN THE **BOLLARD**
- **HEIGHT** OF THE POLE **ON CHOICE**
- **RAGNI** LUMINAIRE ON CHOICE
- **NEW GENERATION** OF **LITHIUM** BATTERY WITH **LONG LIFE SPAN**

SOLAR BOLLARD

- **MARKING** OF FOOTPATHS, BICYCLE PATHS, PARKS, CAMP SITES, GOLF COURSES...
- PRESENCE **DETECTION**

Baïa S

INDEX

ACCESSORIES 206
ACUISENS 176
ARMS 194
ATINIA SLIM 32
CHIC 76
CIRKO 84
DECOLED 208
DOMITIENNE FLEX 114
DOMITIENNE V2 106
EVO2 184
FESTALED 100
GRAPHIS LED 168
GRIFF S 8
GRIFF XL 16
KETCH 132
MARGO 58
MARGO BOLLARD 142
MELANTHIA LED 92
MODULES 174
PULSE 50
SEKOYA 146
SLIDE 122
SOLAR LIGHTING - NOVEA 210
SPRINT 42
TALIS 154
TEKK 24
TIGEA LED 162



www.ragni-lighting.com

RAGNI
GROUP

RAGNI

RAGNI IC

RAGNI LIGHTING

NOVEA

RAGNI LIGHTING INTERNATIONAL, LLC
14175 EAST 42ND AVENUE, SUITE 60
DENVER, COLORADO 80239
TEL: (720) 370.0400

www.ragni-lighting.com

Conception - Artistic direction & Realization
Printing: www.dpi-design.fr
Non-contractual photos and illustrations.
European Union Printing, April 2017.
This catalog was printed on recycled paper.