



Nations

Inspired by nature




Nations

Design and creativity

With a shape inspired by the world of plants, Nations introduces a touch of freshness into modern lighting design. Its sleek curves, openwork mast head and reduced overhang to bring to mind a bud beginning to bloom in the Spring. This allusion to nature softens the starkness of the most contemporary settings. Its modernity will blend gracefully into a park or garden.

Available in heights ranging up to 29ft, Nations can complement a wide variety of your installations.





Nations

Highlights

- L Sleek design
- Simple and nature inspired shapes
- Available from 16.40 to 29.52ft
- Openwork mast head
- Fixture with low overhang

Technical characteristics

Materials

Fixture: Cast aluminium
Reflector: Pressed bright dipped aluminium
Protection: Tempered glass
Pole : Galvanised steel

Protection Shape

Standard: Flat

Protection Finish

Standard: Transparent

Optique

Type: EVO2
Socket side: Roadway

Maximum Power

EVO2 : 48 LED @ 700 mA

Mounting

Top mounted: Pole Ø89 + Tenon Ø60
Depth of insertion: 150 mm
Wall mounting and top mounted

Color standard

RAL



Nations

Design and Creativity

Electric Class

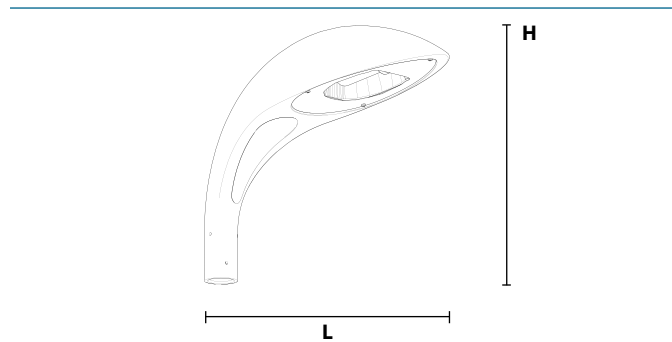
I and II



+ Mounted on pole

+ Double top mounting

+ Openwork mast/light junction



Nations

Protection index

Optical unit IP 66

Electrical Housing IP 65

Shockresistance IK08

Dimensions (in)

| | | |
|------|----------|----------|
| Size | L | H |
| | 24,40 | 33,07 |

Tilt: 10°

Options

- IP 68
- IK 10 upon request
- Disconnection upon opening



POWER AND LUMINOUS INTENSITIES PER MODULE - LUMINAIRE OUTPUT DATA

| 3000 K | | 350 | | | 500 | | | 700 | | |
|----------|----|--------------------|--------|--------|--------------------|--------|--------|--------------------|--------|--------|
| # of LED | | P _t (W) | Φ (lm) | (lm/W) | P _t (W) | Φ (lm) | (lm/W) | P _t (W) | Φ (lm) | (lm/W) |
| NATIONS | 16 | 21.4 | 1988 | 93 | 28.2 | 2867 | 102 | 36 | 3636 | 101 |
| | 24 | 26.6 | 2982 | 112 | 37.4 | 4302 | 115 | 52.4 | 5455 | 104 |
| | 32 | 34.4 | 3976 | 116 | 48.8 | 5734 | 118 | 68.9 | 7271 | 106 |
| | 48 | 51 | 5964 | 117 | 72.6 | 8601 | 118 | 102.3 | 10907 | 107 |

| 4000 K | | 350 | | | 500 | | | 700 | | |
|----------|----|--------------------|--------|--------|--------------------|--------|--------|--------------------|--------|--------|
| # of LED | | P _t (W) | Φ (lm) | (lm/W) | P _t (W) | Φ (lm) | (lm/W) | P _t (W) | Φ (lm) | (lm/W) |
| NATIONS | 16 | 21.4 | 2147 | 100 | 28.2 | 3097 | 110 | 36 | 3932 | 109 |
| | 24 | 26.6 | 3220 | 121 | 37.4 | 4646 | 124 | 52.4 | 5897 | 113 |
| | 32 | 34.4 | 4294 | 125 | 48.8 | 6193 | 127 | 68.9 | 7863 | 114 |
| | 48 | 51 | 6441 | 126 | 72.6 | 9290 | 128 | 102.3 | 11795 | 115 |

ORDERING INFORMATION

| Model | # LED | Current (mA) | CCT (K) | Distribution | Line Voltage (V) | Mounting* | Color |
|-------|-------|--------------|----------|--------------|------------------|------------------------|---------|
| NAT | 16 | 350 | 3 - 3000 | T1 | 120 | TP 1F - (Top Mounting) | BLACK |
| | 24 | 500 | 4 - 4000 | T2 | 220 | TP 2F - (Top Mounting) | BRONZE |
| | 32 | 700 | | T3 | 277 | WL - (Wall Mounted) | SILVER |
| | 48 | Custom | | T4 | 347 | SD - (Side Mounting) | WHITE |
| | | | | T5 | 480 | | (RAL #) |
| | | | | | | UNV | |


*Top mounting can have up to 2 fixtures. Select the TP 2F



Nations



Suggestions for assembly



A - 500

B - 600

C - 800

D - 700

E - 700



Nations

Design and creativity

