




Syléa

Urban Ambiance





Syléa

Urban Ambiance

Sophistication and efficiency are good descriptions of the Syléa model, though its elegant allure should also be mentioned, embodied in a slightly rounded dome of refined and uncluttered design coupled with specific features born of environmentally-friendly technology, it is a clear choice as a substitute for diffusing bowls. Its size and the intensity of its light are intended to provide soft and pleasant lighting, particularly suitable for residential and public areas.

Highlights

- Replaces diffusing globes

Technical characteristics

Materials:

Canopy: embossed aluminum

Base: injected cast aluminum

Protection: ME (PC on request) extruded

Protection Shape:

Standard: Tubular

Protection Finish

Standard: Diffused white Optional:

Transparent

Optical:

AcuiSens V2 8 LED

Maximum Power:

AcuiSens V2 Module: 8 LED at

700mA

Mounting:

Top mounted: Ø60 (other diameters on request)

Depth of insertion: 80 mm

Color Options:

Standard colors (White, Silver, Bronze and Black), all RAL colors available upon request



Syléa

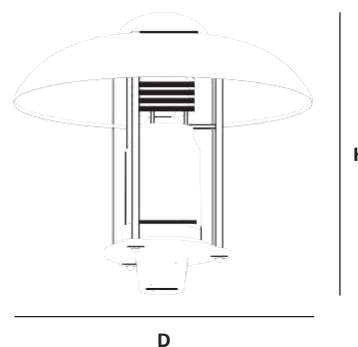
Urban Ambiance

✦ Electric class
1 and 2



+ Convex dome

+ Controlgear dismantling with quarter turn




Syléa 600

Weight (lbs)	17.64	
EPA (ft ²)	1	
Protection Index		
Optical Unit	IP 54	(IP 65 on request)
Electrical Housing	IP 54	(IP 65 on request)
Shock Resistance	IK 08	
Dimensions (in)	D 23.62	H 23.62

Options

IP 68 vent
IK 10 on request





Syléa

Urban Ambiance

Lighting performance



AcuiSens V2 module

The AcuiSens V2 module is a compact LED module composed of 8 LEDs. Stélia uses the symmetrical distribution version. It owes its name on the one hand to the visual clarity it provides and, on the other hand, to the feeling of softness conveyed by its ambiance lighting.

- LED manufacturer: LUMILEDS
- LED life cycle: up to 100,000 hours
- Color temperatures: 3000k OR 4000k
- (other color temperatures on request)
- CRI above 70

Power and luminous intensity

3000K	350 mA			500 mA			700 mA		
	P _t (W)	Φ(lm)	(lm/W)	P _t (W)	Φ(lm)	(lm/W)	P _t (W)	Φ(lm)	(lm/W)
Number of LEDs									
8	18.5	2345	125	26.5	3320	124	38.5	4480	116

4000K	350 mA			500 mA			700 mA		
	P _t (W)	Φ(lm)	(lm/W)	P _t (W)	Φ(lm)	(lm/W)	P _t (W)	Φ(lm)	(lm/W)
Number of LEDs									
8	18.5	2460	132	26.5	3485	131	38.5	4706	122

P_t(W) = Total power consumption including driver consumption
 Φ Nominal flux (lm)
 Luminous efficiency (lm/W)

Ordering Information

Fixture	Module	Color Temp	Driving Current	Distribution	Line Voltage	Mounting	Color
SYLEA	AS2						
		3 – (3000 K)	35 – (350 mA)	T2	120 V	TP – (Pole Top)	BLK – (Black)
		4 – (4000 K)	50 – (500 mA)	T5	220 V		BRZ – (Bronze)
			70 – (700 mA)		277 V		SLV – (Silver)
					347 V		WHT – (White)
					480 V		(RAL #)
					UNV		



Top mounted



Syléa
Suggestions for ensembles



A - Pelas350



B - Cyl400

St-Alban BRACKET



A - Wall mounting



B - Pelas400



C - Pelas400



D - Jima 500

Syléa

Urban Ambiance

