

SEKOYA

BOLLARD RANGE



TECHNICAL CHARACTERISTICS

Weight (lbs)

Sekoya S1	264	Sekoya M1	44.1	Sekoya L1	55.1
Sekoya S2	375	Sekoya M2	55.1	Sekoya L2	66.1
		Sekoya M3	63.9	Sekoya L3	75.0
		Sekoya MR2	61.7	Sekoya LR2	72.8
		Sekoya MR3	77.2	Sekoya LR3	88.2

Protection index

Optical unit	IP 66
Connectors and driver	IP 65 minimum in IP 33 electrical compartment

Shock resistance

Body IK 10

Materials

Lighting module: Injected cast aluminium • Body: Extruded aluminium • Base plate: Cast aluminium

ELECTRICAL CHARACTERISTICS

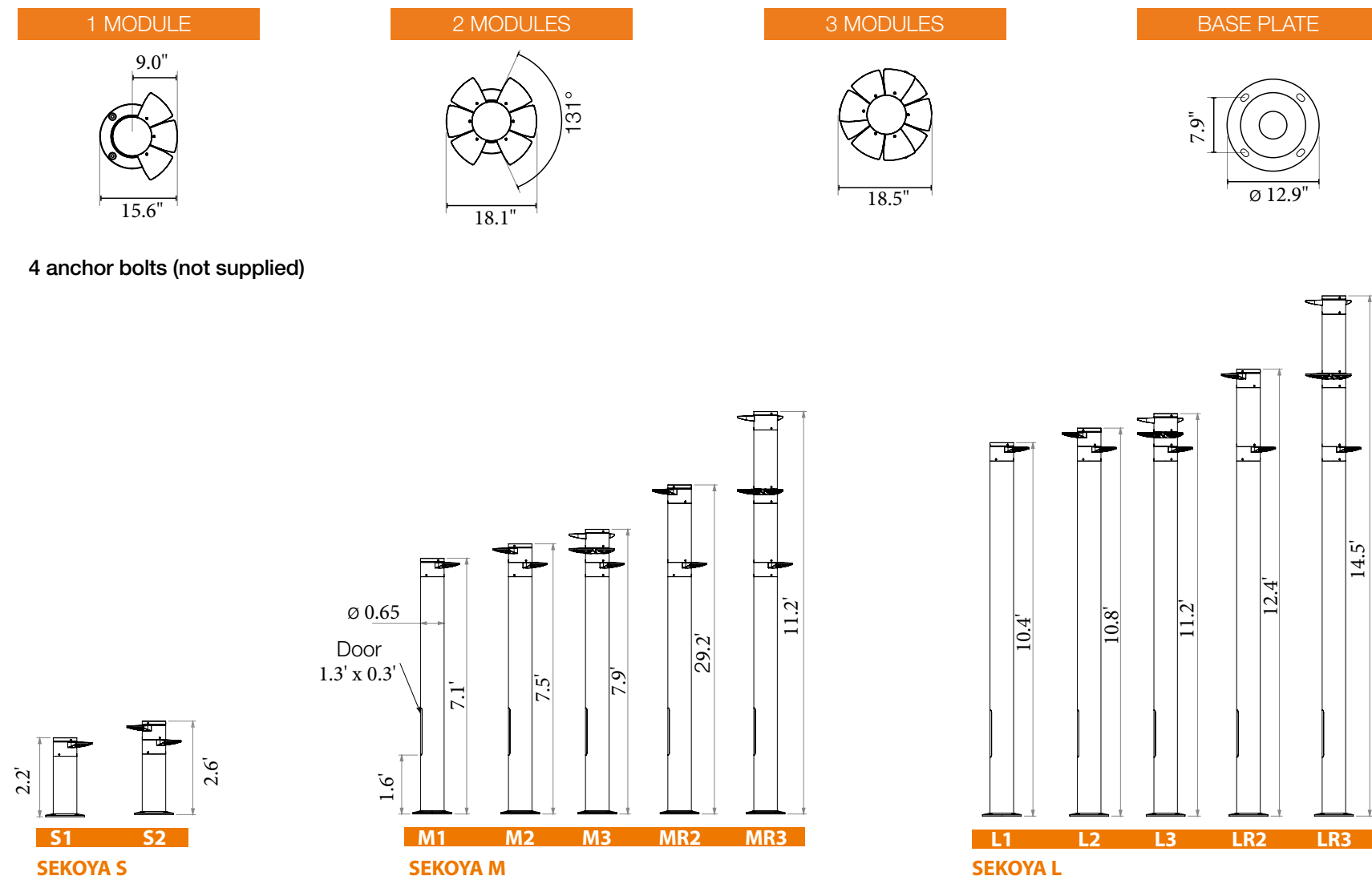
- Power current up to 700mA
- Incorporated driver and possibility of incorporating a class II unit.
- Electrical class: II
- Nominal voltage: 120-277V and 347-480V 50/60Hz
- Varistor (protection against high voltages)
- Optional lighting management systems: automatic time-related adjustment with up to 5 levels, presence detection, constant flux, graduation by means of voltage variation, 1-10V or DALI control.

LIGHTING DISTRIBUTIONS

Type I
Type V

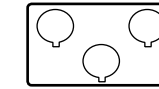


DIMENSIONS (in/ft)



4 anchor bolts (not supplied)

3 LED MODULE



We have selected our LEDs from the best on the market for their quality and efficiency. The 3 LED module has been developed to adapt perfectly to the petals used for the Sekoya bollard.



- LED manufacturer: NICHIA
- LED life cycle: 80 000 hours at 70% @ 700 mA
- Color temperature: 3000K or 4000K (other color temperatures on request)
- Development by VS optoelectronic (PANASONIC group)
- CRI above 75
- Protection index: IP 66
- Thermally self-managed module

POWER AND LUMINOUS INTENSITIES - LUMINAIRE OUTPUT DATA

Number of modules	175 mA			350 mA			500 mA			700 mA		
	P _t (W)	Φ (lm)	(lm/W)	P _t (W)	Φ (lm)	(lm/W)	P _t (W)	Φ (lm)	(lm/W)	P _t (W)	Φ (lm)	(lm/W)
1	6	480	80.00	11	960	87.27	16	1260	78.75	23	1680	73.04
2	11	960	87.27	22	1920	87.27	31	2520	81.29	43	3360	78.14
3	16	1440	90.00	32	2880	90.00	46	3780	82.17	64	5040	78.75

P_t (W) = Total power consumption including driver consumption • Φ Nominal flux (lm) • Luminous efficiency (lm/W)

APPEARANCE

Optional decorative modules of colored LEDs can be incorporated into the Sekoya bollard for colorful and pretty lighting.




ORDERING INFORMATION

Model	Size	# Modules	CCT	Drive Current	Line Voltage	Pole Color	Petal Face	Petal Back
SEKOYA	S	1	3 - (3000K)	17 - (175mA)	1 - (120-277)	BLK - (Black)	BLK - (Black)	BLK - (Black)
	M	2	4 - (4000K)	35 - (350mA)		BRZ - (Bronze)	BRZ - (Bronze)	BRZ - (Bronze)
	MR	3		50 - (500mA)	SLV - (Silver)	SLV - (Silver)	SLV - (Silver)	
	L			70 - (700mA)	WHT - (White)	WHT - (White)	WHT - (White)	
	LR				RAL #	RAL #	RAL #	

*Custom modifications available please see ordering form



RANGE





SEKOYA

