

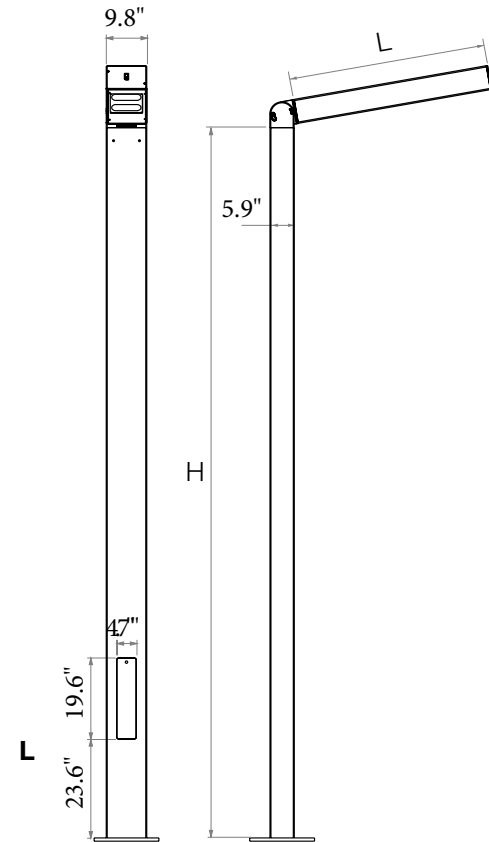
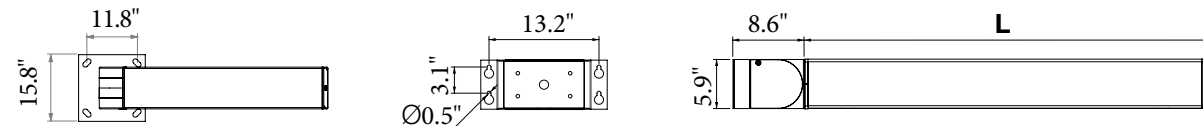




**DIMENSIONS (FT/IN)**

DOMITIENNE Flex						
Height	H	13'	16'	20'	23'	26'
Overhang	L	800 (31.5")	1200 (47.2")	1500 (59.1")		

DOMITIENNE Flex Wall & against a pole mounting		
Overhang	L	31.5" - 47.2" - 59.1"
Weight (lbs)		37 - 51 - 55



**EVO2 MODULE**

The EVO2 is very compact so that it can be incorporated into numerous luminaires in the Ragni range. In particular, it can replace classic reflectors (high-pressure sodium lamps, metal halide lamps...).



- LED manufacturer: CREE
- LED life-cycle: up to 100,000 hours
- Color temperatures: 3000K ou 4000K.
- CRI above 70

**POWER AND LUMINOUS INTENSITIES PER MODULE - LUMINAIRE OUTPUT DATA**

3000 K Number of LED	350 mA			500 mA			700 mA		
	P <sub>t</sub> (W)	Φ (lm)	(lm/W)	P <sub>t</sub> (W)	Φ (lm)	(lm/W)	P <sub>t</sub> (W)	Φ (lm)	(lm/W)
16	21.4	1988	93	28.2	2867	102	36	3636	101
32	34.4	3976	116	48.8	5734	118	68.9	7271	106
48	51	5964	117	72.6	8601	118	102.3	10907	107

4000 K Number of LED	350 mA			500 mA			700 mA		
	P <sub>t</sub> (W)	Φ (lm)	(lm/W)	P <sub>t</sub> (W)	Φ (lm)	(lm/W)	P <sub>t</sub> (W)	Φ (lm)	(lm/W)
16	21.4	2147	100	28.2	3097	110	36	3932	109
32	34.4	4294	125	48.8	6193	127	68.9	7863	114
48	51	6441	126	72.6	9290	128	102.3	11795	115

P<sub>t</sub> (W) = Total power consumption including driver consumption • Φ Nominal flux (lm) • Luminous efficiency (lm/W)

**ORDERING INFORMATION**

Step 1: Choose a fixture

Model	Head Length (in)	# LED	Temperature (K)	Drive Current (mA)	Installation	Line Voltage	Color
DOMF	800 - (31.5)	16	3 - (3000)	35 - (350)	T1	1 - (120-277)	BLK - (Black)
	1200 - (47.2)	32	4 - (4000)	50 - (500)	T2	3 - (347-480)	BRZ - (Bronze)
	1500 - (59.1)	48		70 - (700)	T3		SLV - (Silver)
				C - (Custom)	T4		WHT - (White)
					T5		(RAL #)

Step 2: Choose a pole and the number of fixtures per pole

Pole	Pole Height (ft)	Fixture 1	Mounting Height (ft)	Direction	Fixture 2	Mounting Height (ft)	Direction
	50		(1 1)	" "		(1 1)	F (Front)
	70		(1 )	" "		(1 )	( c )
	90		(1 )	" "		(1 )	( eft)
	110		(22 )	" "		(22 )	( ight)
	140		(2 2)			(2 2)	
	Custom		( u tom)			( u tom)	

Note: For more than one fixture on the same pole, continue the same Pole Catalog Number and input new information to the right, starting at mounting height.

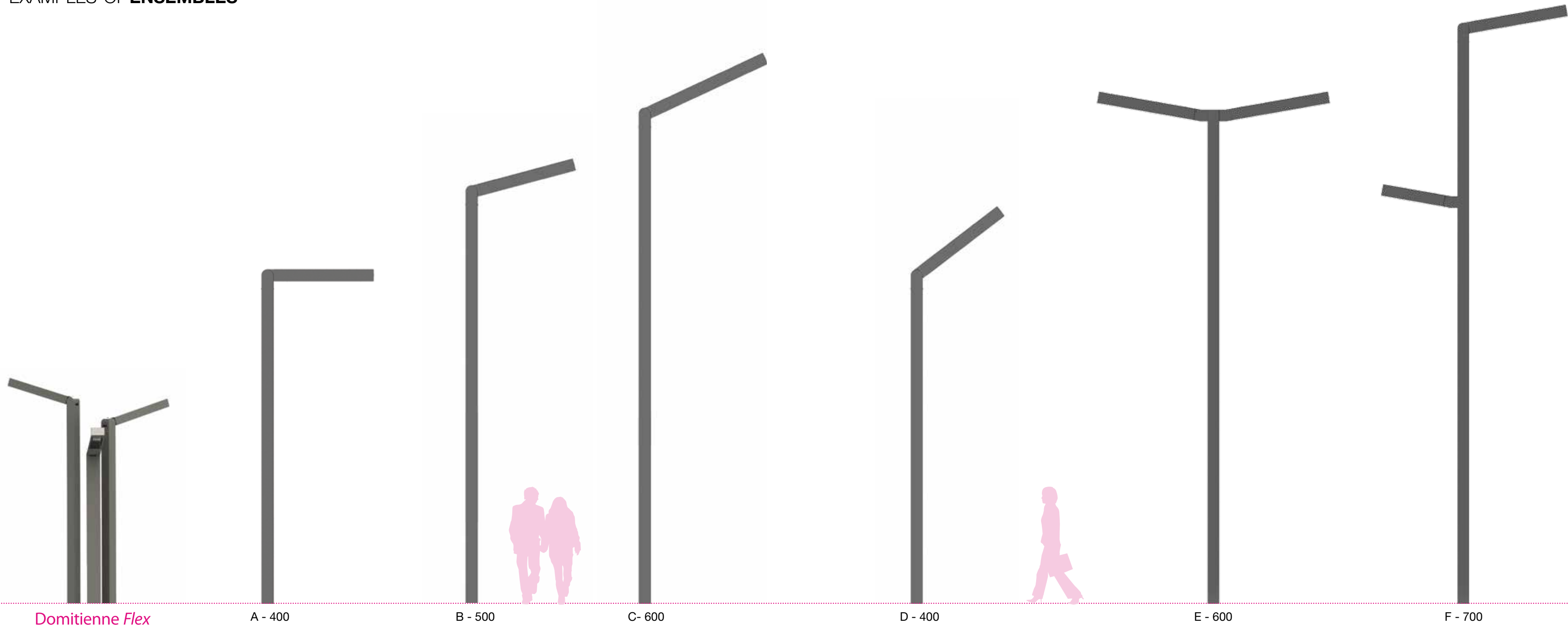




Domitienne Flex



EXAMPLES OF ENSEMBLES



Domitienne Flex

A - 400

B - 500

C - 600

D - 400

E - 600

F - 700





Domitienne Flex

